

Welcome!



In the spirit of reconciliation, Cubiko acknowledges the Traditional Custodians of country throughout Australia and their connections to land, sea and community. We pay our respect to their Elders past and present and extend that respect to all Aboriginal and Torres Strait Islander peoples today.

Traditional Aboriginal artwork by Barbara Dieu




Welcome!





Thank you!









A community
of over
1,750 Practices

Your Community






Best Practice
An evolution in medical software



MedicalDirector®



Health
Primary, Aged &
Community Care



750



Over
8000
attendees



1
per
week



600+
Training session



108 new
knowledge base
articles



Launching Learning Hub



300+
in our
Learning
Hub

<https://www.facebook.com/groups/2950321721671423>



Yok Facebook
Group





Some 2023 Highlights

2023
Highlights

QuickCheck

An abstract graphic design featuring a series of overlapping, semi-transparent geometric shapes in various colors including olive green, light green, yellow, orange, pink, blue, and teal. The shapes are arranged in a layered, fan-like pattern that radiates from the top left. The text "2023 Highlights" is positioned in the top left corner, and "QuickCheck" is centered within a large light blue shape in the middle of the composition.

Quickcheck

PRODA Check Calculator

20

3

50

Statistics ⓘ

Hours spent per month: 30

Wage cost per month: \$1,500.00

Quickcheck

QuickCheck appointments

Easily perform service eligibility checks for patients with upcoming appointments.

QuickCheck patient search New

Easily perform service eligibility checks for your patients.

QuickCheck

QuickCheck appointments

Potential eligibility

Verified eligibility

0/10 patients selected

Run Eligibility Check (0)

Appointments with potential eligible items ⓘ



	<input type="checkbox"/>	Appt date	Appt time	Appt with	Appt type	Patient	May be eligible for ⓘ View legend	Checked today?	# of complete...	Last doctor
1	<input type="checkbox"/>	26/09/2023	08:00	firstname 1316 surname 8315	Recall	surname 1898, firstname 5622 (65yrs - city 5489)	Item 721, Item 723, Item 732, Mental Health Treatment Plan	Yes	31	name 4957
2	<input type="checkbox"/>	26/09/2023	08:00	firstname 8893 surname 1331	Standard appt.	surname 7834, firstname 4724 (60yrs - city 9247)	Item 721, Item 723	Yes	9	name 4957
3	<input type="checkbox"/>	26/09/2023	08:00	firstname 9598 surname 4534	Long appt.	surname 9552, firstname 2117 (51yrs - city 2235)	Item 721, Item 723	Yes	20	name 4883
4	<input type="checkbox"/>	26/09/2023	08:10	firstname 5715 surname 3194	N2 GPMP r/v & TCA r/v	surname 1543, firstname 2527 (71yrs - city 7439)	Potential new CDM care plan	Yes	11	name 3924
5	<input type="checkbox"/>	26/09/2023	08:10	firstname 8893 surname 1331	Standard appt.	surname 8658, firstname 4724 (52yrs - city 9247)	Mental Health Treatment Plan	Yes	0	Doctor unkno Cubiko
6	<input type="checkbox"/>	26/09/2023	08:20	firstname 8893 surname 1331	Long appt.	surname 6278, firstname 2973 (yrs - city 4613)	Potential new CDM care plan	Yes	0	Doctor unkno Cubiko
7	<input type="checkbox"/>	26/09/2023	08:30	firstname 1315 surname 8147	Meeting	surname 5282, firstname 6223 (63yrs - city 4594)	Item 732, Mental Health Treatment Plan	Yes	17	name 8335
8	<input type="checkbox"/>	26/09/2023	08:40	firstname 8893 surname 1331	Standard appt.	surname 1292, firstname 8544 (66yrs - city 4477)	Item 732	Yes	6	name 6757

QuickCheck

surname 1543, firstname 2527 (71yrs - city 7439)	Potential new CDM care plan	Yes	11	name 3924
--	--	-----	----	-----------

QuickCheck

QuickCheck patient search

QuickCheck patient search allows MBS item eligibility checks on any patient at the practice, excluding patients who are recorded in the PMS as inactive, deceased, or have elected to opt out of de-identified data extraction.

Check patient

Verified eligibility

Check patient eligibility

Search patient

Select practitioner

Select practitioner ▼

Select date

📅 Select date of service

Select items

Run Eligibility Check



Shared Health Summaries

DATE

1 Aug 2023 → 25 Sep 2023

[Back](#) Home / Today's clinic metrics / Shared health summaries

PIP Quarter: Aug 23

PIP Quarter: May 23

PIP Quarter: Feb 23

PIP Quarter: Nov 22

PIP Quarter: Aug 22

PIP Quarter: May 22

PIP Quarter: Feb 22

PIP Quarter: Nov 21

PIP Quarter: Aug 21

< August 2023 >

Su	Mo	Tu	We	Th	Fr	Sa
		1	2	3	4	5
6	7	8	9	10	11	12
13	14	15	16	17	18	19
20	21	22	23	24	25	26
27	28	29	30	31		

< September 2023 >

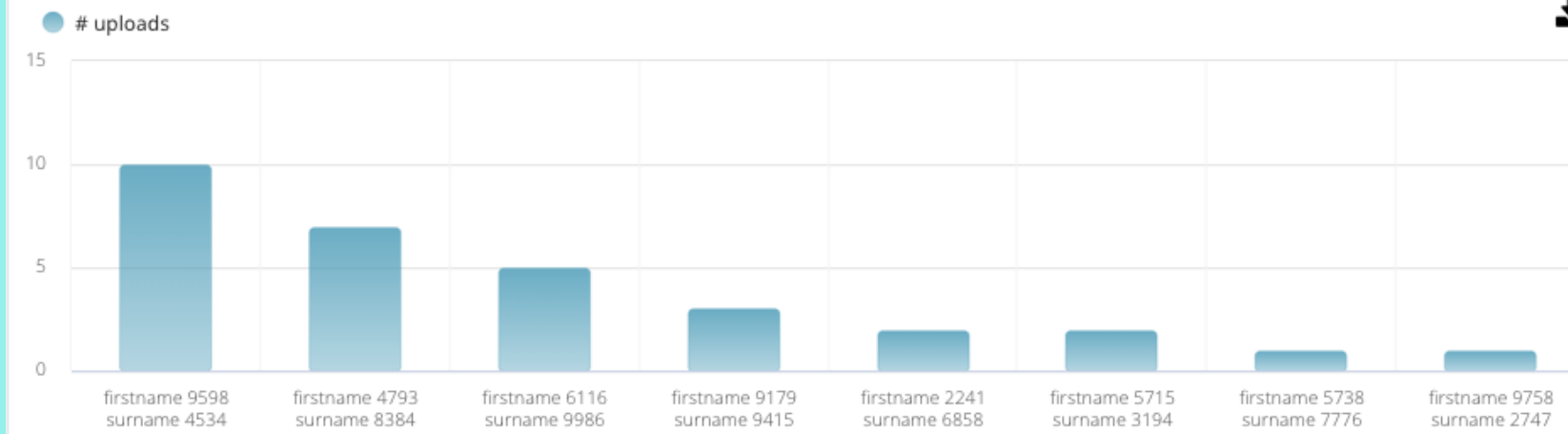
Su	Mo	Tu	We	Th	Fr	Sa
					1	2
3	4	5	6	7	8	9
10	11	12	13	14	15	16
17	18	19	20	21	22	23
24	25	26	27	28	29	30

Reset date

Shared Health Summaries

Shared health summaries

Shared health summary uploads by Practitioner ⓘ

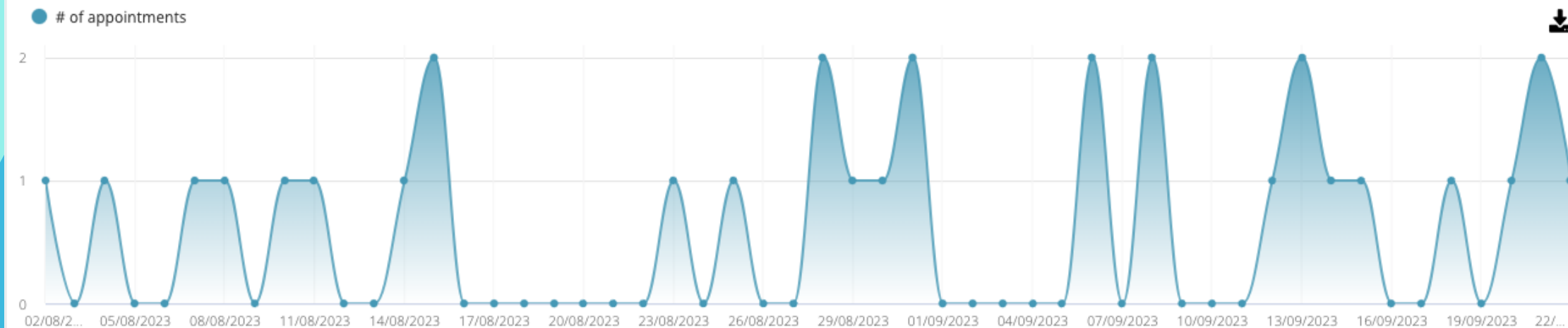


Shared health summary uploads ⓘ

31

uploads in selected PIP quarter

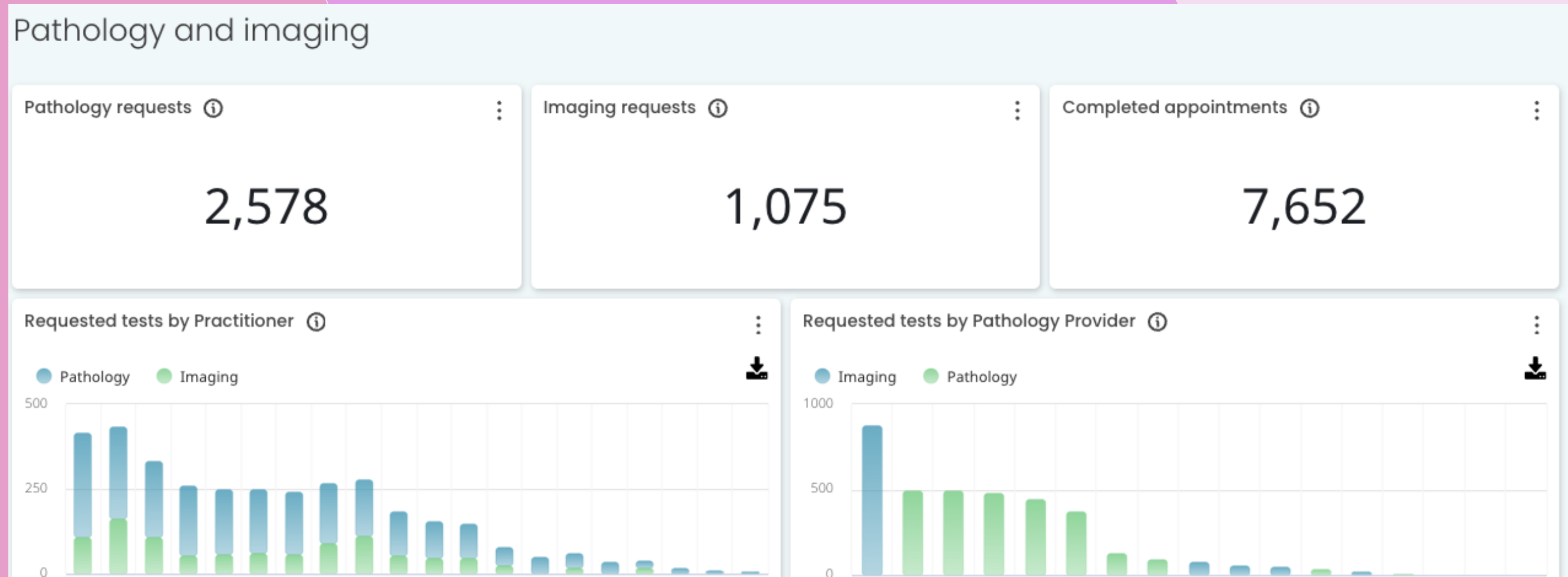
Trend of uploads ⓘ

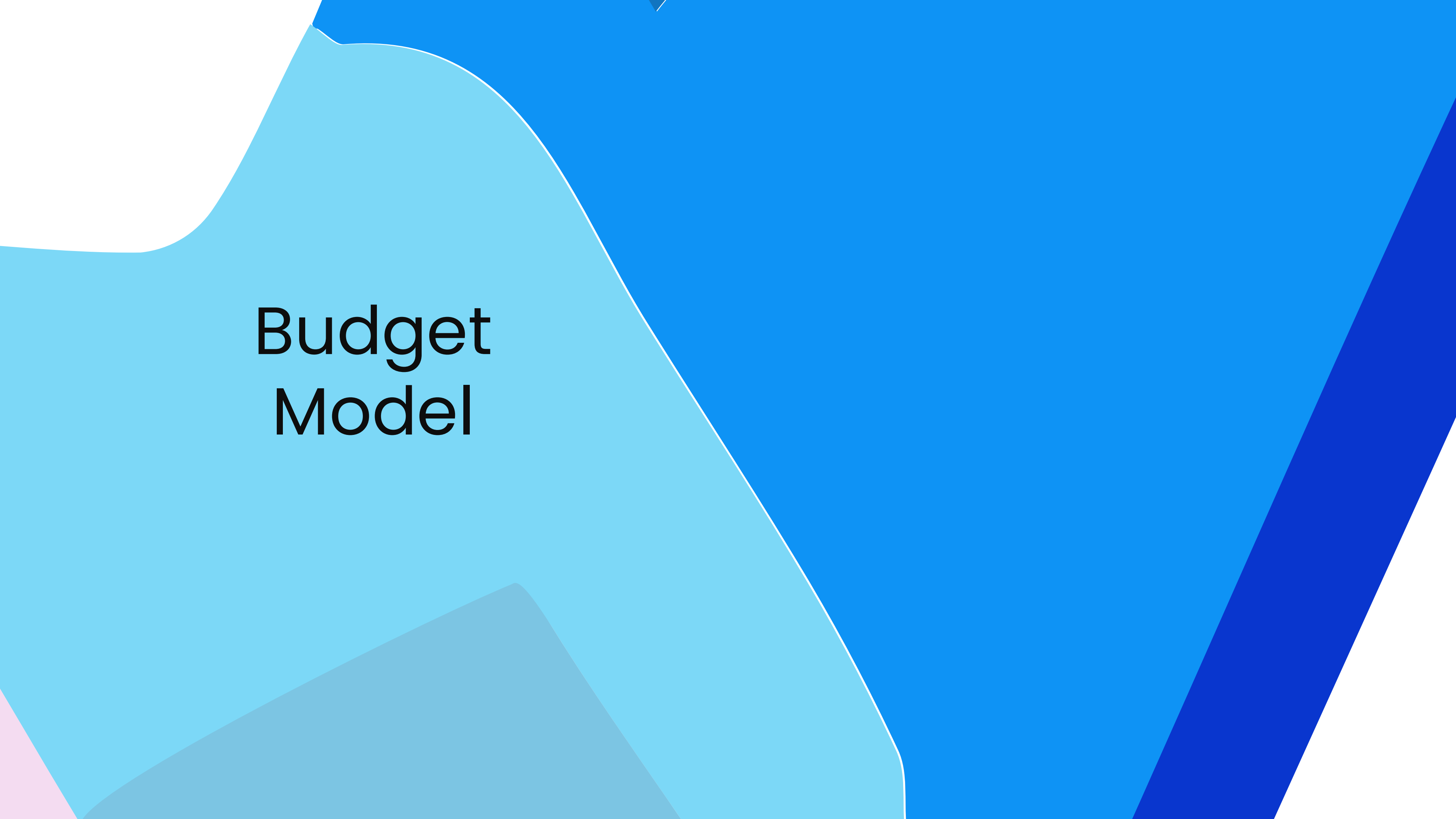


Shared Health Summaries

Requests

Requests





Budget Model

Budget Model

Cubiko

Search

Budget 2023 - Bulk billing ...

Demo Company

DEV

< Back

Home / Budget 2023 - Bulk billing changes

Budget 2023 – Bulk billing changes

>> The Australian Government budget for 2023-24 is here, and it has significant implications for Australian Healthcare. This page will help show how these changes may impact the practice.
For more information see these resources:

- RACGP budget article
- Building a stronger Medicare - Budget 2023-24 fact sheet

Level E consultations

Information on Level E consultations

As of November 2023, a new Medicare item, Level E, will be introduced for consultations 60 minutes and over. This item is to help support the increasing number of patients with chronic disease and other patients requiring more extensive visits.

Consultations eligible in last 12 months ⓘ

346

Possible Level E billings increase ⓘ

\$22,925.96

New Level D rebate: \$117.40
New Level E rebate: \$183.66

Consultation rebate increase

Information on consultation rebate increase

From July 2023, the current Medicare rebates for Level B, C and D consultation items will be increased.

Level B items billed in last 12 months ⓘ

9,555

Current Level B billings ⓘ

\$379,811.25

New Level B billings ⓘ

\$393,666.00

Level B billings increase ⓘ


\$13,854.75


Need Help?


The background features abstract geometric shapes. On the left, there is a large blue shape with a curved edge. To its right is a dark blue triangular area. Further right is a light blue area, and on the far right is a pink area. The text 'Billings Calculator' is centered in the dark blue triangle.


Billings Calculator

Billings Calculator



 Search

 Cabinet ▾

 Demo Company ▾

DEV ☐

»

Let's get started.

Plan and perform at your best for every patient, every day.

Consulting utilisation last week

50%

Last week's billings

\$32,159

Patients per consulting hour last week

2.4

New patients last week

8

DNA rate last week

4.9%

Doctor hours per Nurse hours next week

1.2

Summary

Clinic Insights

Clinic Optimisation

Financial Insights

MyMedicare

Assist

Due diligence

HR Insights

Integrations

More... ▾

Xero

Insights into the practice's finances

Practice forecasting







Practice forecasting

Full time equivalent

Metrics for the practice based on FTE count

Billings calculator

Custom report for billings





© Copyright 2023 Cubiko. ABN: 81 640 999 391 Last updated at: 27/09/2023 04:24 AM

Reconciliation page

Terms & Conditions

Privacy Policy

 Need Help?



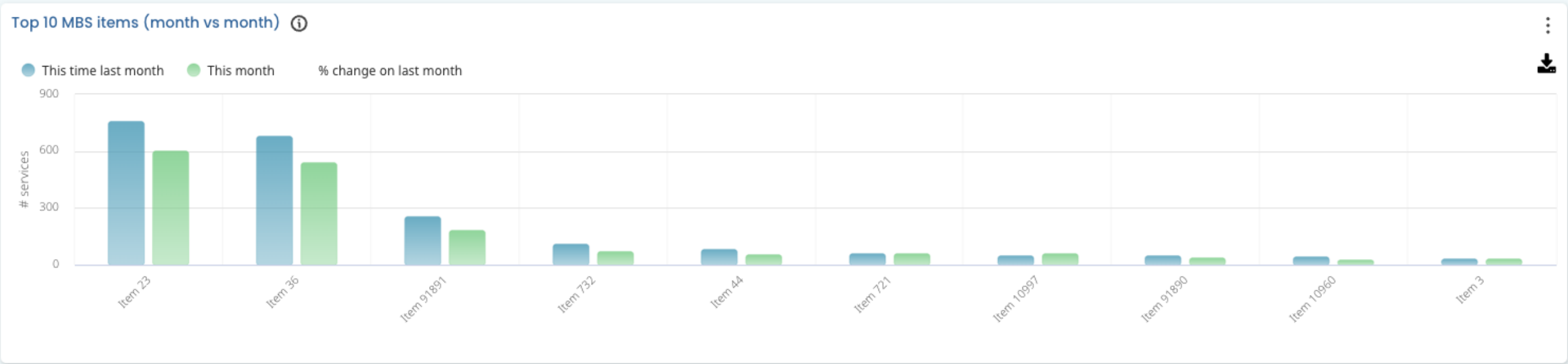


New
CDM
Patients

New CDM Patients

Item optimisation

All item optimisation metrics will include the new COVID-19 Telehealth and Telephone item numbers. See the MBS for more details.
Always provide these lists to Practitioners to make billing decisions.

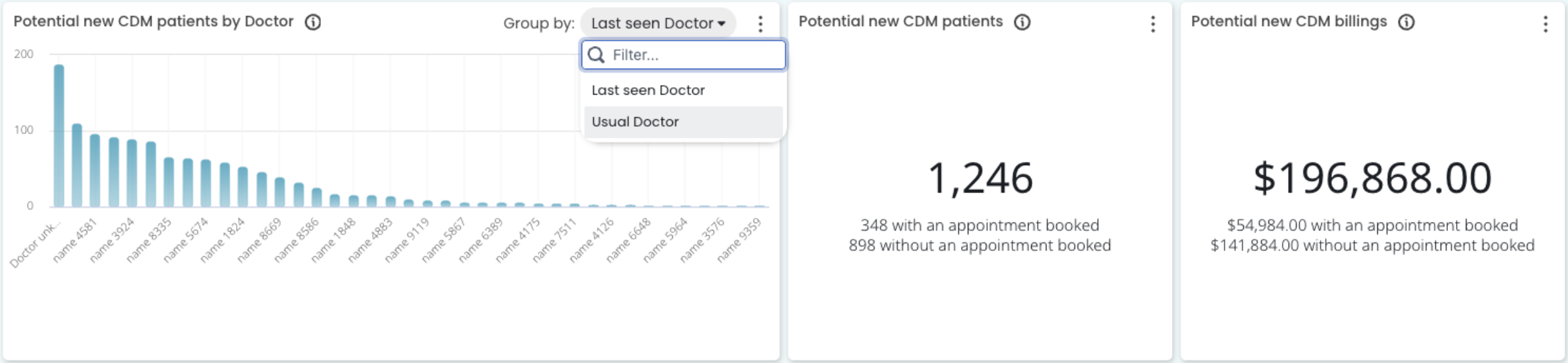


Patients eligible for GPMPs, TCAs, MCPs and reviews				
Potential new CDM patients ⓘ	Item 721 ⓘ	Item 723 ⓘ	Item 731 ⓘ	
1,246	1,257	1,259	9	
Item 732 ⓘ				

New CDM Patients

Potential new CDM patients

Patients who are eligible for the COVID-19 or flu vaccine because of an underlying medical condition may also be eligible for a CDM care plan. These metrics highlight patients who have been flagged as eligible for a vaccine but have either never been billed for a care plan or have not been billed for a care plan in the last two years.





Medication Management Reviews

Medication Management Reviews

Medication Management Review

Eligibility for a Medication Management Review is based on patients that were last billed an item 900 (Domiciliary Medication Management Review), 903 (Residential Medication Management Review), or equivalent DVA or non-VR item more than 12 months ago (irrespective of current medications), as well as patients who are currently on 5+ medications*.

* patient eligibility based on 5+ medications is only available for customers on Halo, and requires clinical consent.

Possible Medication Management Review billings ⓘ

\$27,502

Item 900 fee: \$163.70

Possible patients Medication Management Review ⓘ

168

List of patients for a possible Medication Management Review ⓘ

	INTERNALID	Record no.	Date	Time	Appt with	Appt type	Patient	Eligibilty	Last MMR	Last doctor	Usual
1	517	15285	26/09/2023	08:00	firstname 1316	Recall	surname 1898, firstname 5622 (65yrs - city 5489)	Billing history - DMMR	29/06/2022	name 4957	firstna
2	1817	00076418	26/09/2023	09:00	firstname 8697	Recall - Pfizer	surname 2842, firstname 1752 (86yrs - city 9098)	Billing history - DMMR	20/09/2022	name 4957	firstna

 Search

 Cabinet 

 Demo Company 

Search

Search

Search

get started.

perform at your best for every patient, every day.

ting utilisation
ek

50%

Last week's billings

\$32,079

Patients per consulting
hour last week

2.4

New patients last week

8

DNA rate last week

4.9%

Docto
hours

mary

Clinic Insights

Clinic Optimisation

Financial Insights

MyMedicare

Assist

Due diligence

More...

oday's clinic metrics
ow my day is looking

Future clinic metrics
What's on the horizon

Past clinic metrics
How did we go

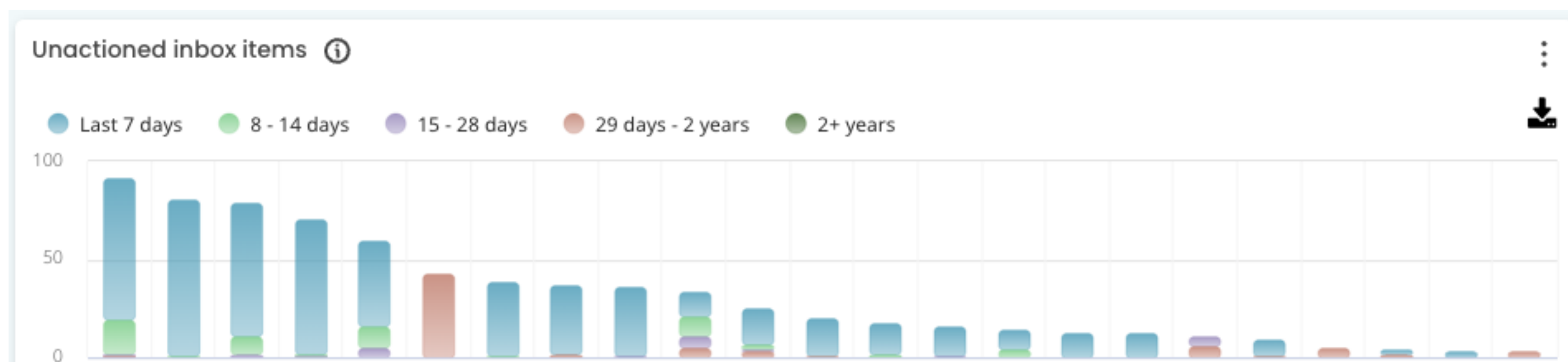
atient cohort growth
sights into how your patient cohort
as grown

MBS benchmarking
How does my practice compare to
national and state benchmarks?

Touchstone
The GP benchmarking com
to see how the practice per
against the cohort

The background features a series of overlapping, angular shapes in various shades of blue and purple. A prominent dark blue shape is at the top right, with a lighter blue shape below it. A medium blue shape is at the bottom right, and a purple shape is in the center. The word 'Inbox' is centered within the purple shape.

Inbox



Inbox

[illegible][illegible]

Unactioned inbox items ⓘ

0

0 older than 7 days

Inbox



Debt

Debt

Historical debtors

Cubiko records the practice's level of outstanding debt on a daily basis. Debt level data is available from 15 June 2022 and age breakdown is available from 24 May 2023 (or from the date when you started with Cubiko, whichever is later)

For a more detailed look at the practice's current outstanding debt, head to [Today's Clinic Metrics](#)

Trend

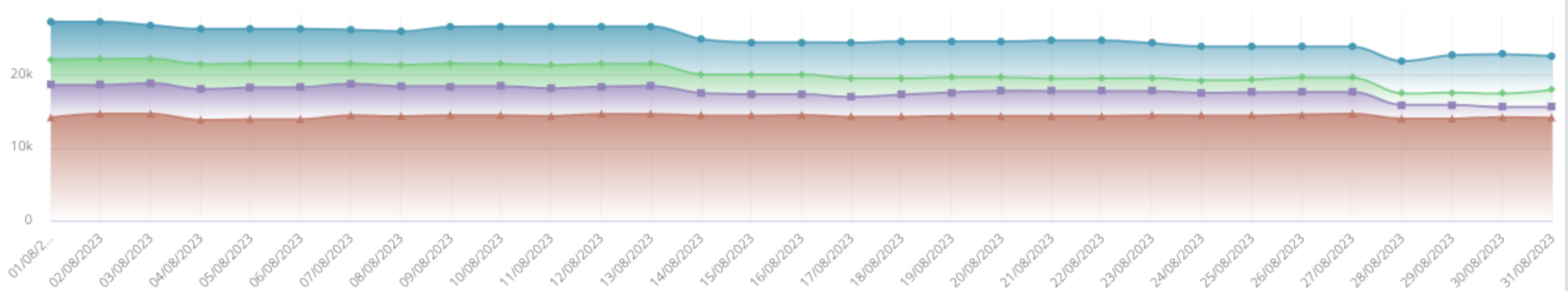
Point in time

Trend of outstanding debt ⓘ

Group by: ▼



● Less than 30 days ● 30 - 59 days ● 60 - 89 days ● 90+ days



Appointed
cancelled

Cancelled appointments

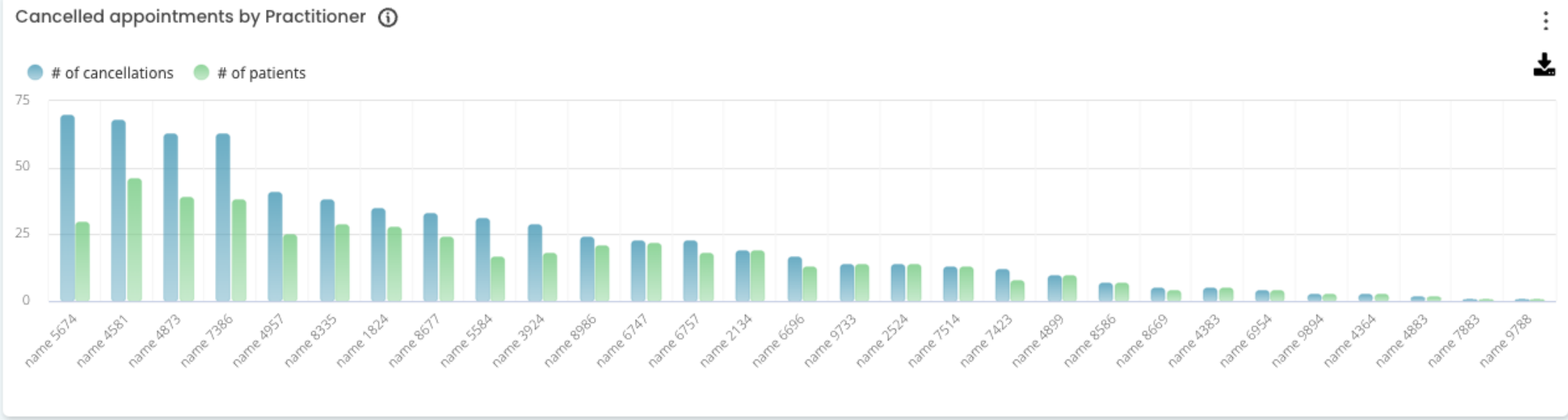
Cancelled appointments ⓘ

685

Patients cancelling an appointment ⓘ

377

Patients cancelling an appointment without a rebooking ⓘ





Rebooking

Appointments
Cancelled



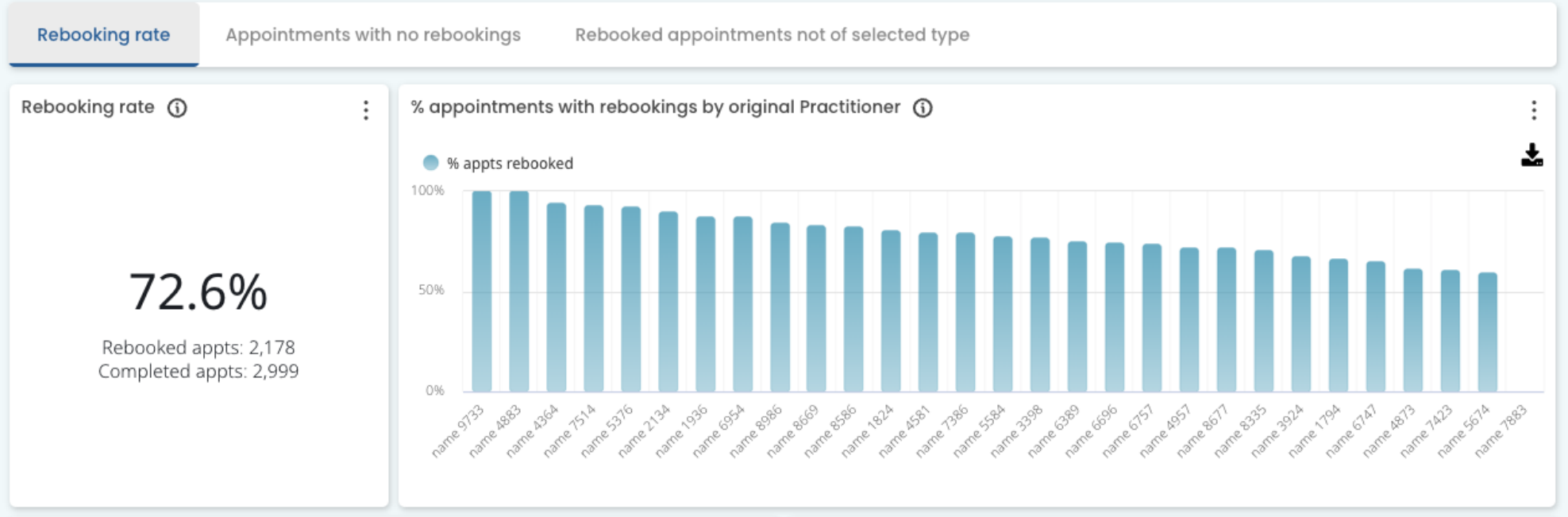
Rebooking

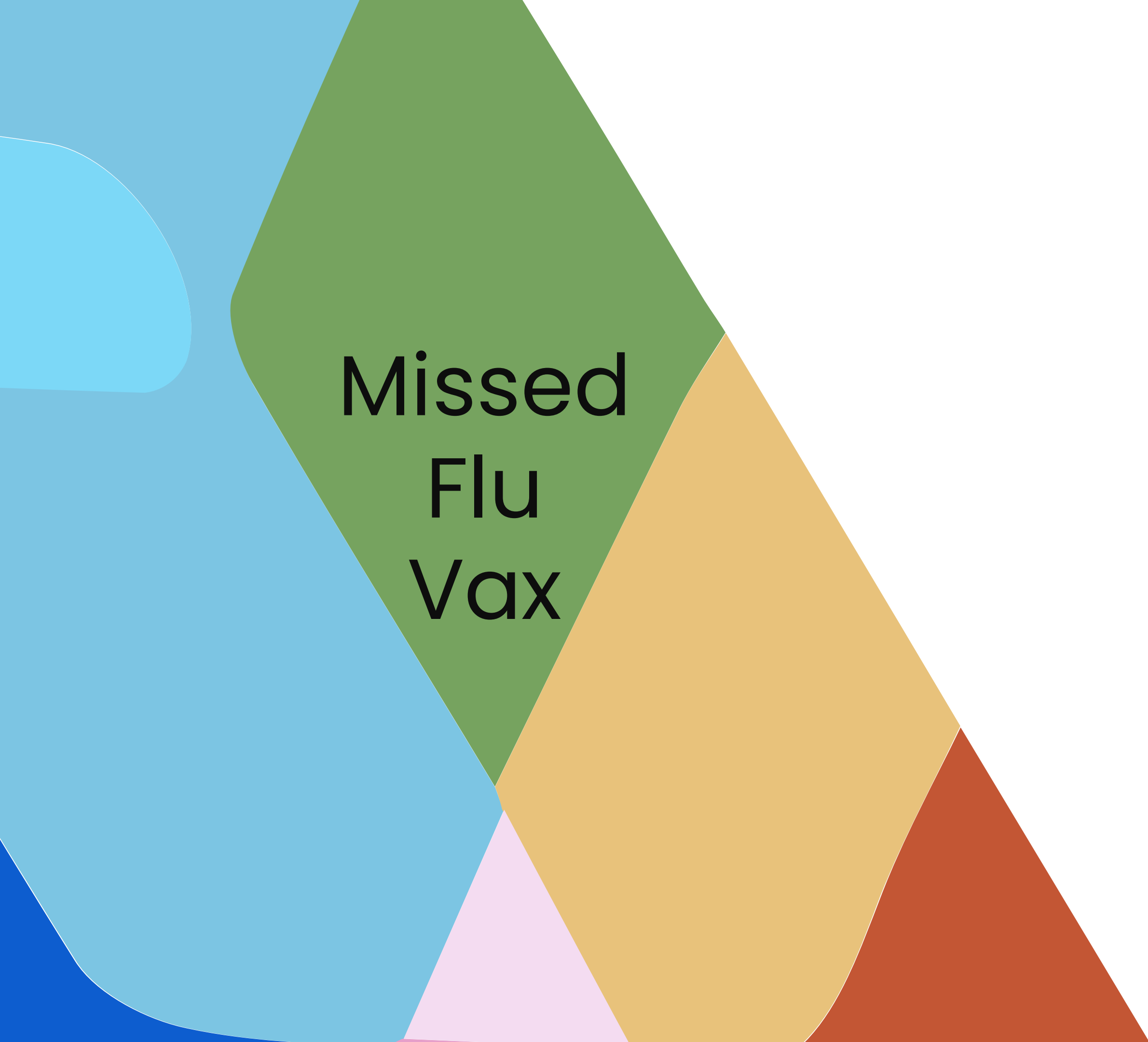
Rebooking rate

The rebooking rate metrics help determine which completed patient appointments have another appointment booked in the next 36 months following the original appointment. The appointments with no rebookings metrics shows those completed patient appointments that currently do not have another appointment booked in the following 36 months. The rebooked appointments not of selected type metrics show those patient appointments that have other appointments booked in the next 36 months following the original appointment that are not of a booked appointment type selected in the filters.

Completed appointments do not include appointments that have been marked as DNA.

- **Rebooking rate:** The rebooking rate represents the proportion of completed patient appointments that have another appointment booked in the next 36 months following the original patient appointment.
- **Original appointment:** The original patient appointments that were completed within the selected date range.
- **Next booked appointment:** The earliest occurring patient appointment that has been booked in the next 36 months following the original patient appointment. If there is more than one booked patient appointment that occurs at the same time, the appointment that was booked first will be displayed. The next booked practitioner corresponds to the practitioner this appointment is booked with.
- **Booked appointments:** This represents all future patient appointments that have been booked in the next 36 months following the original patient appointment.





Missed
Flu
Vax

Missed
Flu
Vax

Billing optimisation

Operational

Historical opportunities

New

Historical 10997 opportunities ⓘ ⋮

100

Historical 93666 opportunities ⓘ ⋮

0

Historical MT83 – MT89 opportunities ⓘ ⋮

29

Historical flu vaccine opportunities ⓘ New ⋮

1,614

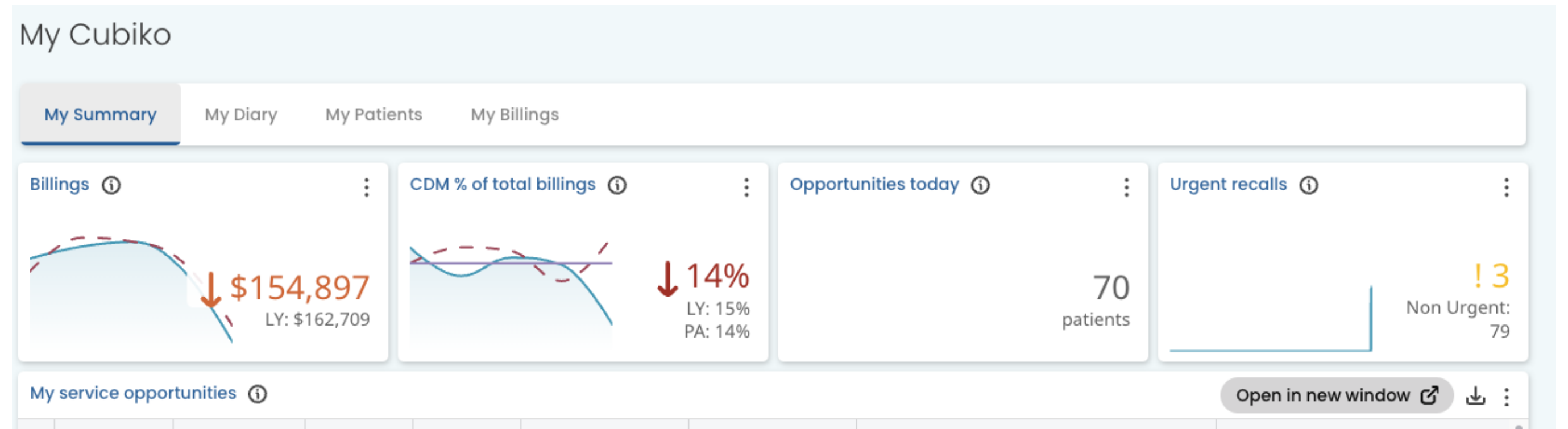
Unbilled COVID-19 vax appointments ⓘ ⋮

11

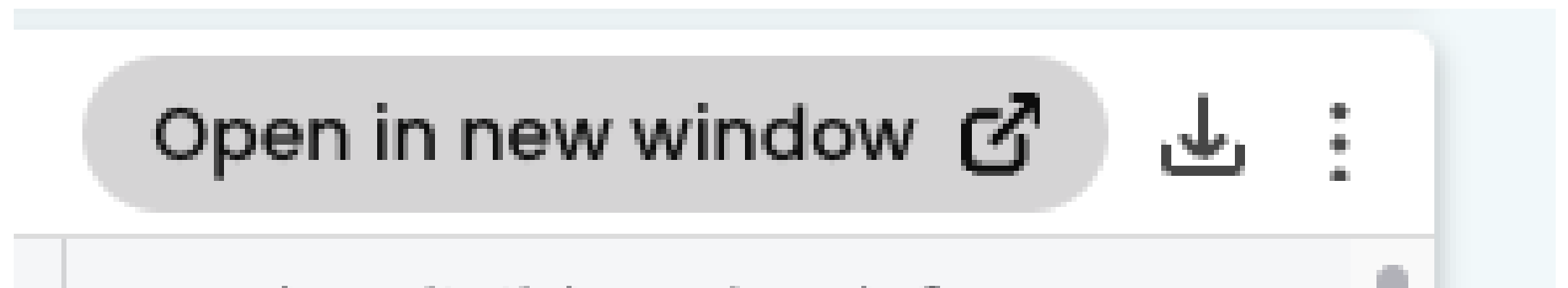


Pop
Up
Window

Pop Up Window



Pop Up Window



Pop Up Window

The screenshot displays the Cubiko appointment booking system interface. The main window is titled "Appointment book - Monday 23/01/2023" and includes a menu bar (File, Billing, Utilities, View, Help) and a toolbar with icons for various functions. The interface is divided into several sections:

- Calendar View:** A calendar for January 2023 is shown on the left, with the 23rd highlighted. Below it are checkboxes for "Prof Basil Basington" and "Ms CDM Clinic", and radio buttons for "All", "Ticked", and "Selected". A "Hide providers without available sessions" checkbox is also present.
- Appointment Actions:** A vertical list of buttons on the left includes "New appointment", "Edit appointment", "Cancel appointment", "Move appointment", "Appointment status", "Create account", "Patient details", "View record", and "Start visit".
- Time Slot Grid:** The central area shows a grid of time slots for "Prof Basil Basington" and "Ms CDM Clinic" on "23/01/2023". The grid is color-coded: light blue for available slots, yellow for "Waiting", and grey for "Unavailable". A "Test TEST" appointment is booked at 12:00 pm.
- Legend:** A legend at the bottom of the grid defines the colors: Unavailable (grey), On the day (pink), Waiting (yellow), With doctor (blue), At billing (green), Completed (light green), Did not attend (red), Urgent (orange), and Elsewhere (dark grey).
- Eligible Patients:** On the right, a list of eligible patients is shown, each with their surname, firstname, age, city, and a "23/01/23 08:00" timestamp. The patients are:
 - surname 8844, firstname 1454 (65yrs - city 4535)
 - surname 7178, firstname 2173 (89yrs - city 6776)
 - surname 2422, firstname 6376 (74yrs - city 7377)
- Booking Options:** Below each patient's name, there are buttons for "May be eligible to book for:", including "Item 721", "Item 723", "Item 10997", "Item 699", "1st COVID-19 vax", and "Flu vaccine".

The status bar at the bottom indicates "Test TEST Standard appt." and "Monday 23/01/2023 12:59:53 AM".

Pop Up Window

surname 9552, firstname 2117 (51yrs - city 2235)

26/09/23 08:00

Verified eligibility for:

Item 721

May be eligible to book for:

Item 699

Verified not eligible for:

Item 723

surname 1543, firstname 2527 (71yrs - city 7439)

26/09/23 08:10

May be eligible to book for:

Item 699


Flu vaccine

Verified not eligible for:

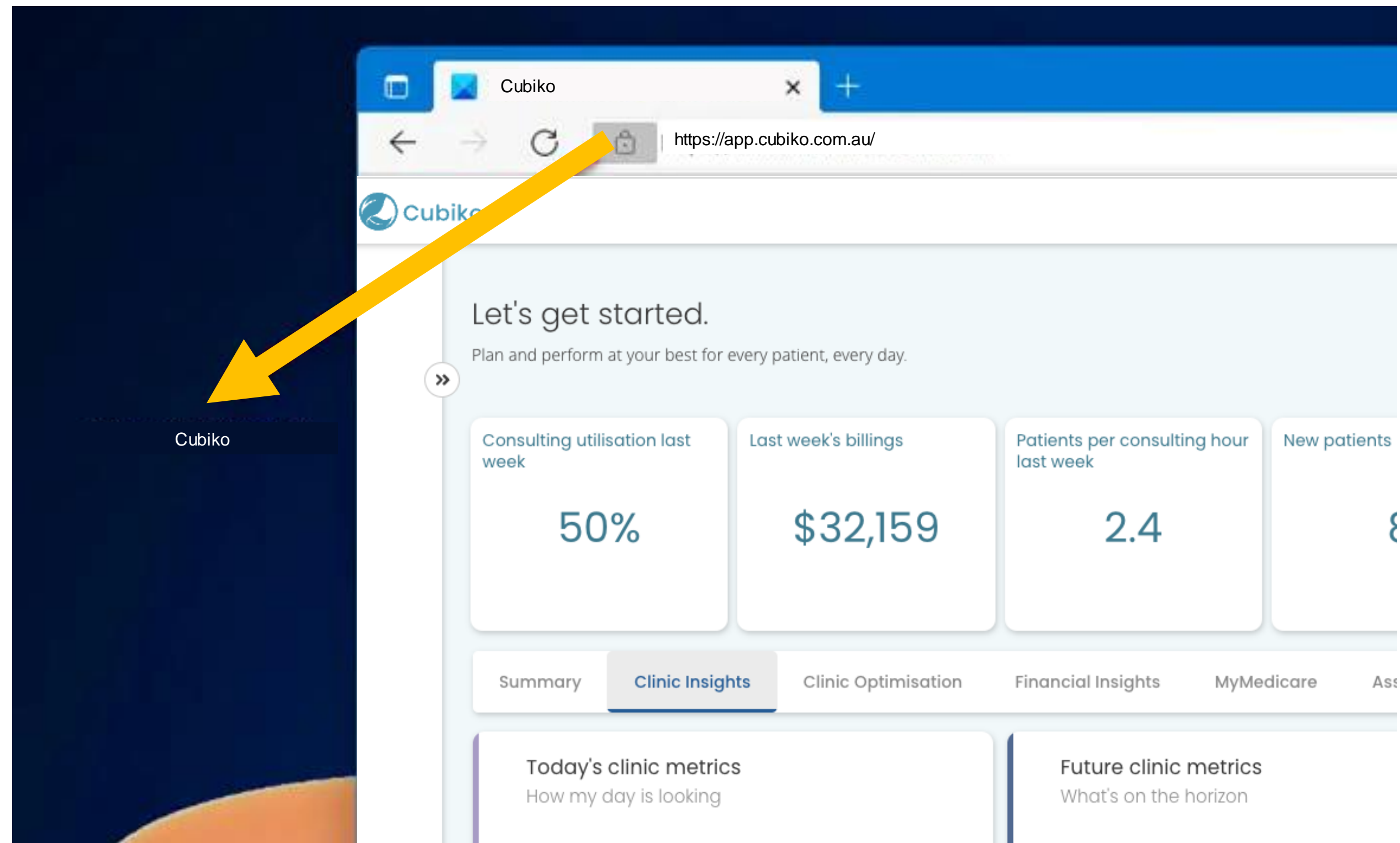
Potential new CDM care plan





Pop
Up
Window




Pop Up Window

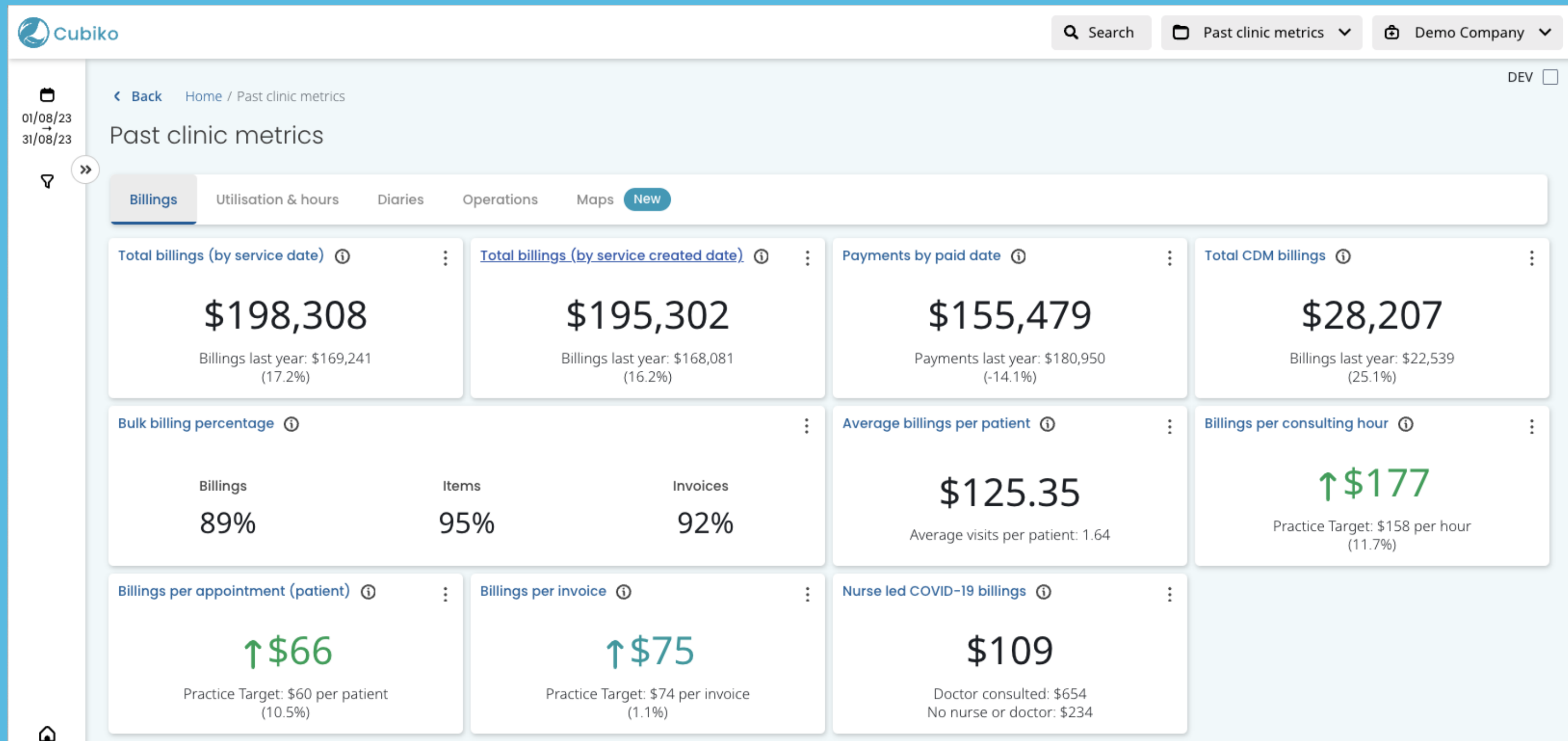








Maps



Maps

& hours

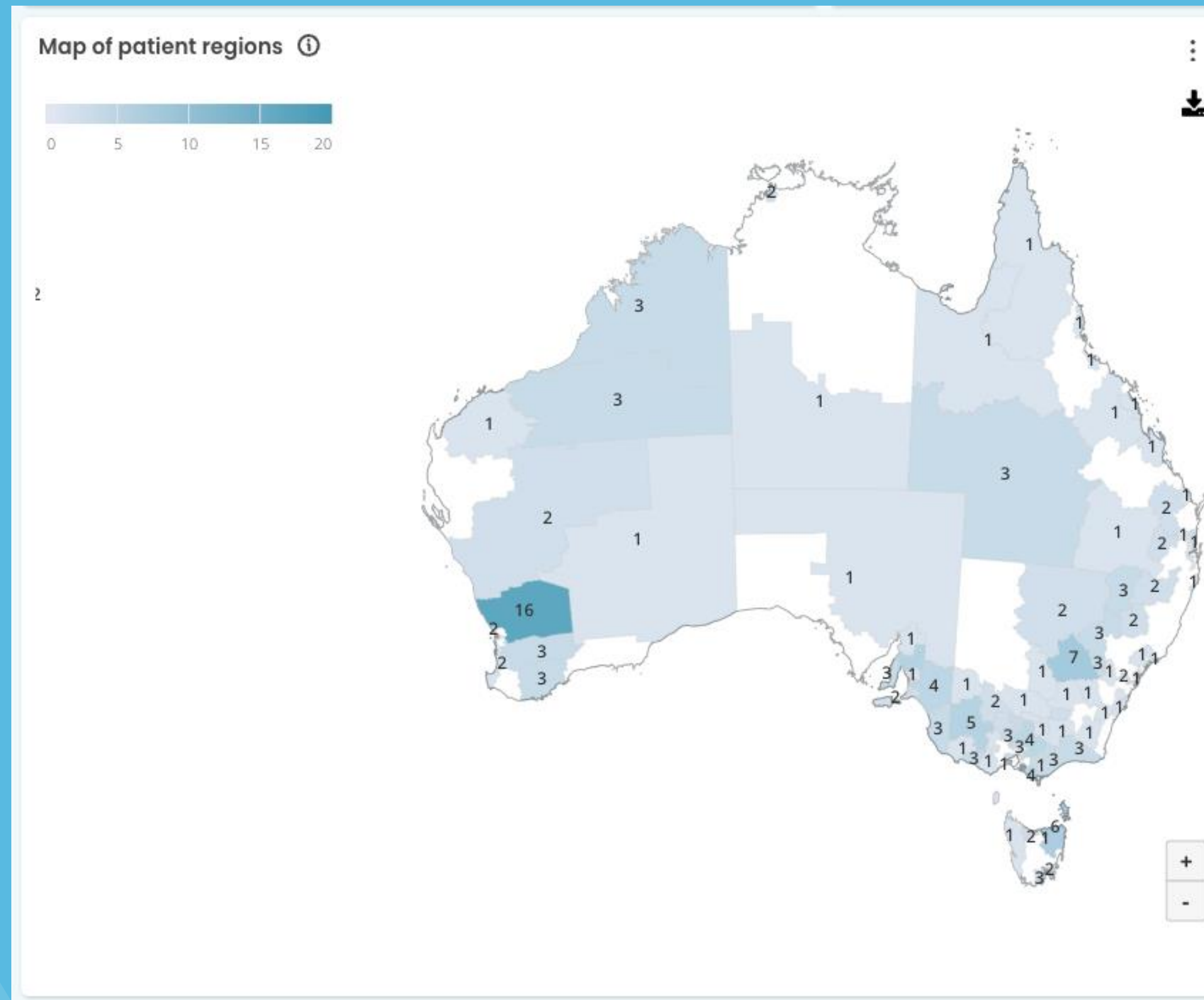
Diaries

Operations

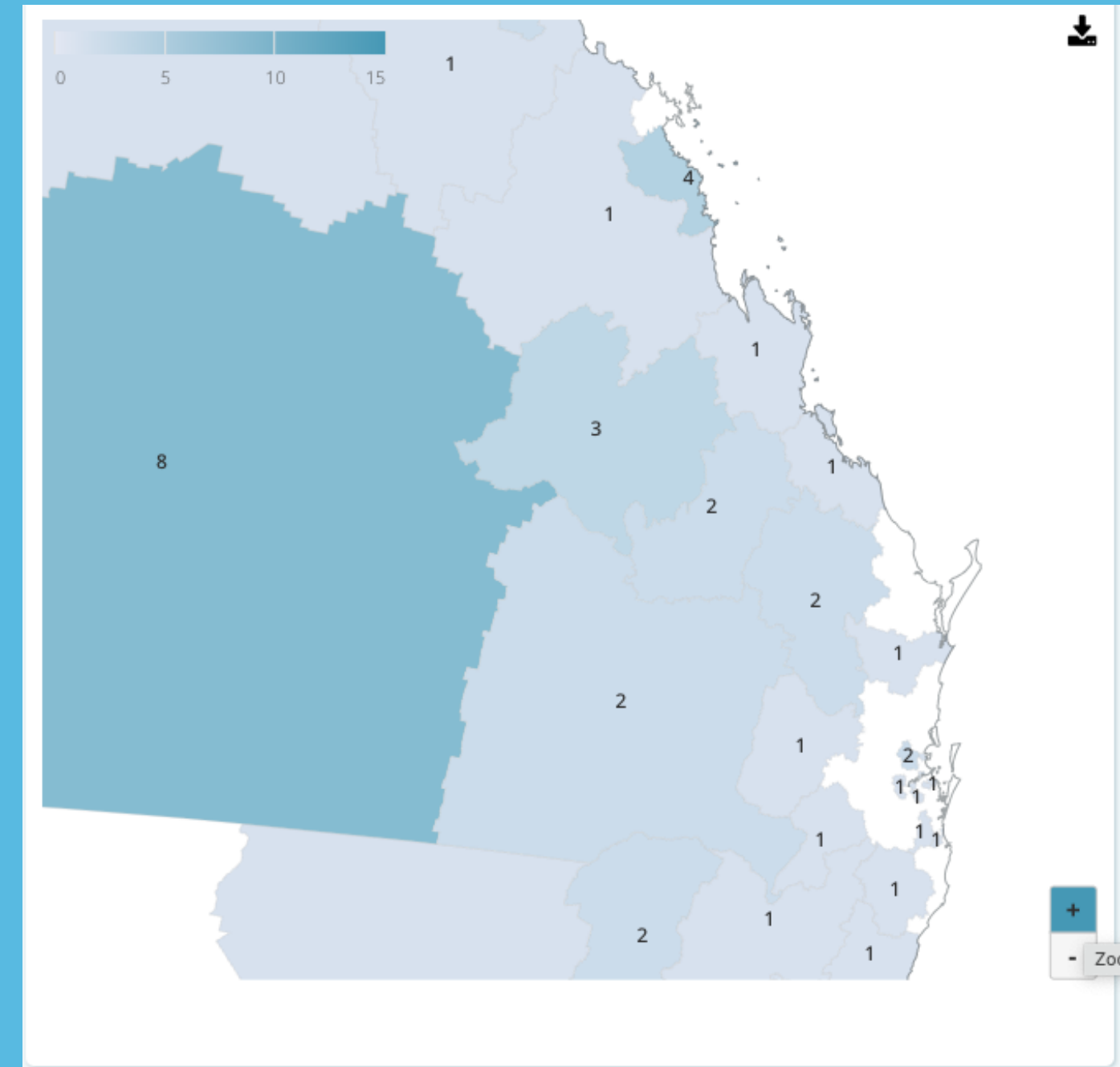
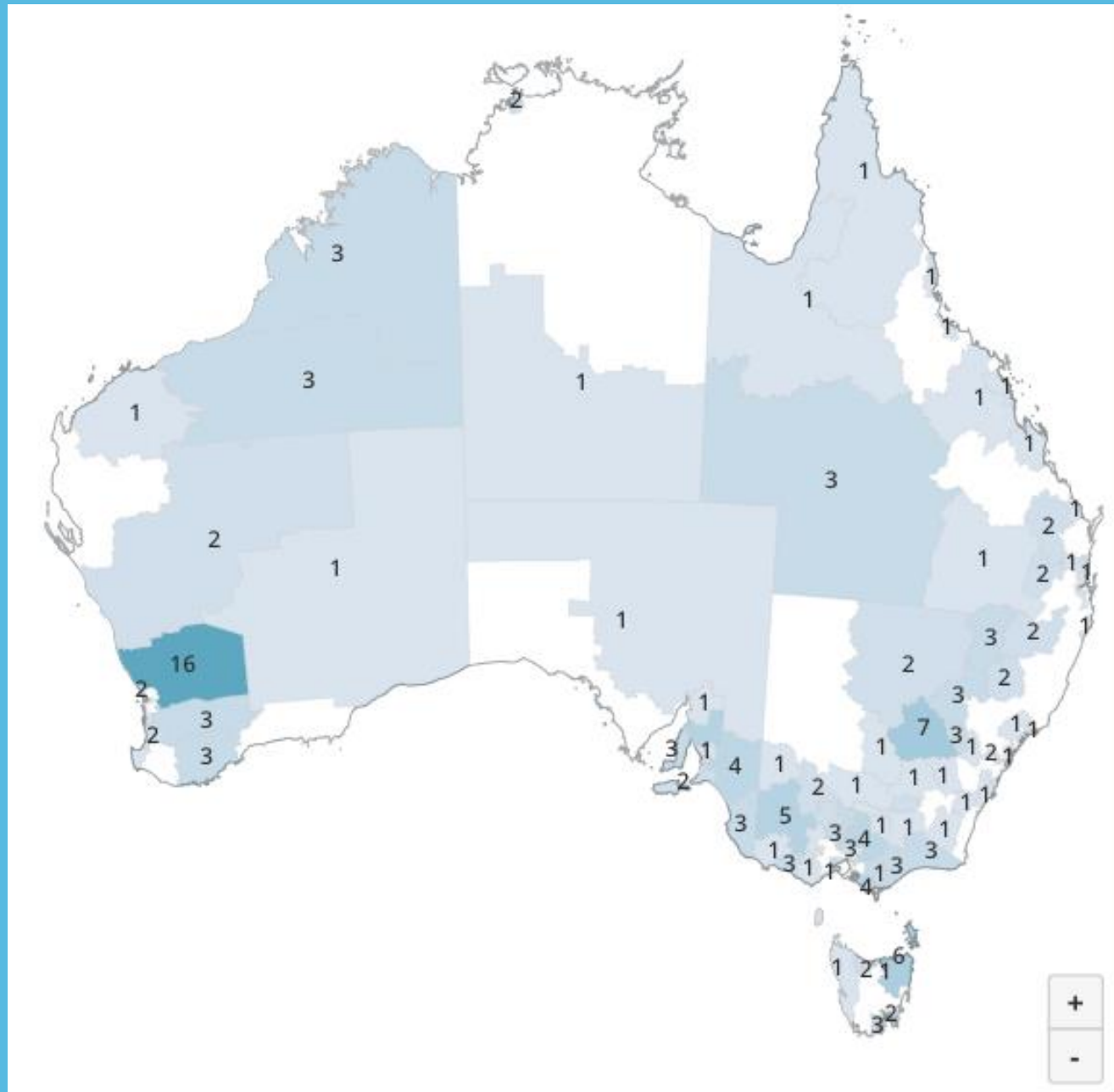
Maps

New

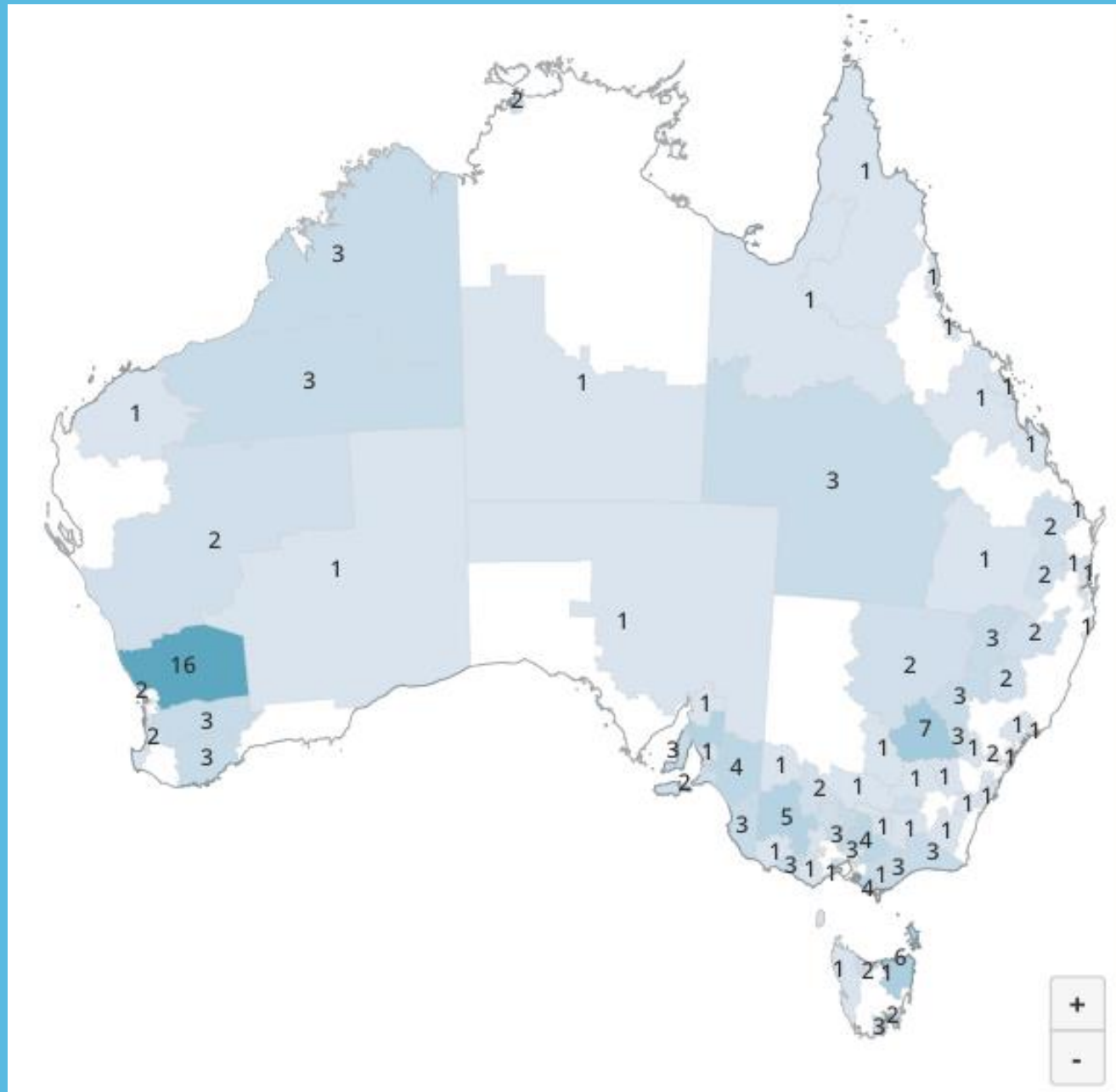
Maps



Maps



Maps



Region ▼

Billings ▼

Q

Filter...

Billings

Items billed

Bulk billings

CDM billings

Completed appointments

New patients

Consulting hours



After Hours

After Hours

After hours items not billed ⓘ



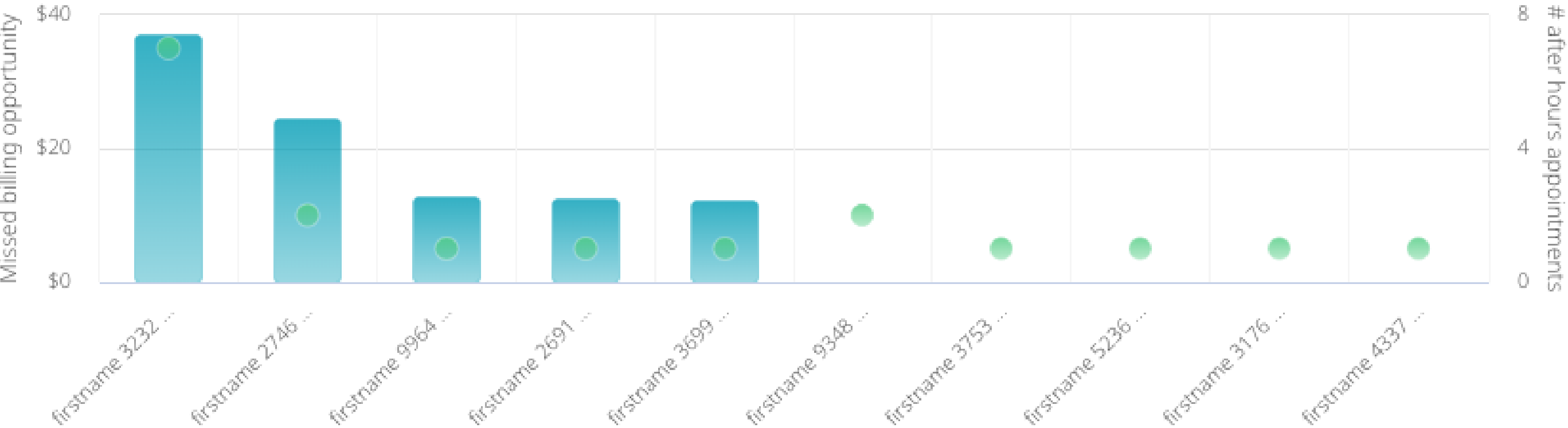
\$99

18 after hours appointments

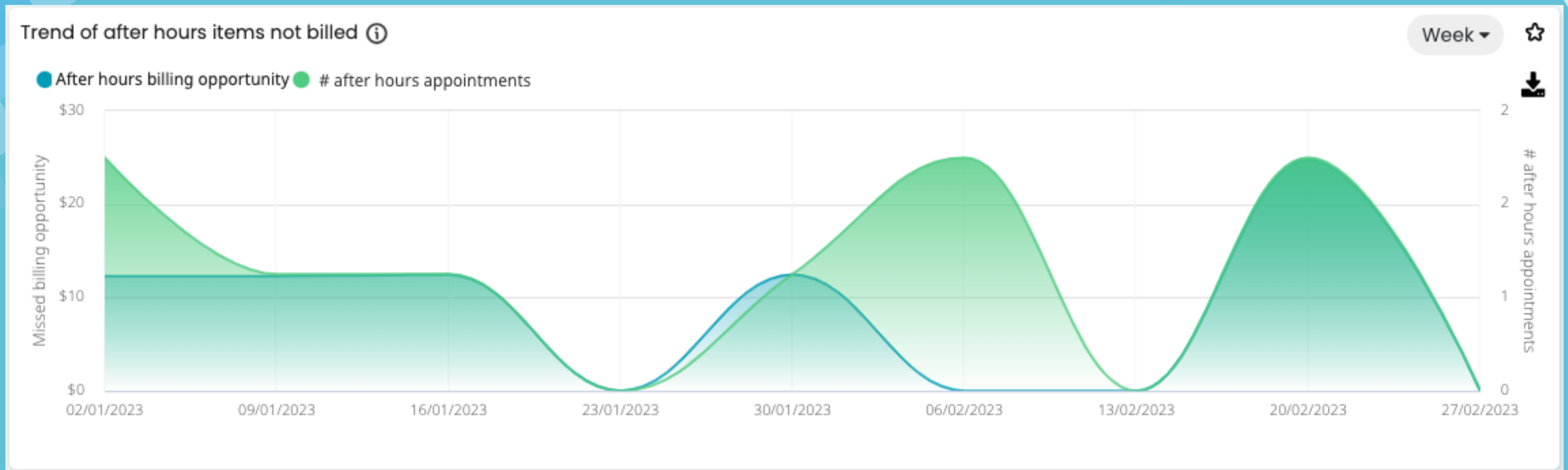
After Hours

After hours items not billed by Practitioner ⓘ

After hours billing opportunity # after hours appointments



After Hours



After Hours

List of after hours appointments ⓘ



		After hours category	Appt type	Practitioner	Items billed	Invoices	Missed billing opp...
1							\$74.25
2	sname 4429 (6yrs -	Weekday between 8pm and 8 am	description 4844	firstname 2691	23, 10990	408585 (Batched)	\$12.45
3	sname 5177 (84yrs -	Weekday between 8pm and 8 am	description 4523	firstname 3699	36, 10990	408515 (Batched)	\$12.30
4	sname 8729 (44yrs -	Weekday between 8pm and 8 am	description 4844	firstname 3232	91891	406695 (Batched)	\$0.00
5	sname 1436 (64yrs -	Weekday between 8pm and 8 am	description 4844	firstname 3232	10990, 91891	406684 (Batched)	\$0.00
6	sname 3817 (76yrs -	Weekday between 8pm and 8 am	description 4844	firstname 3232	23	406095 (Batched)	\$12.45
7	sname 6815 (56yrs -	Weekday between 8pm and 8 am	description 4844	firstname 3232	23	404367 (Batched)	\$12.45
8	sname 3817 (66yrs -	Weekday between 8pm and 8 am	description 4844	firstname 2746	36, 10990	403565 (Batched)	\$12.30



Quality Improvement

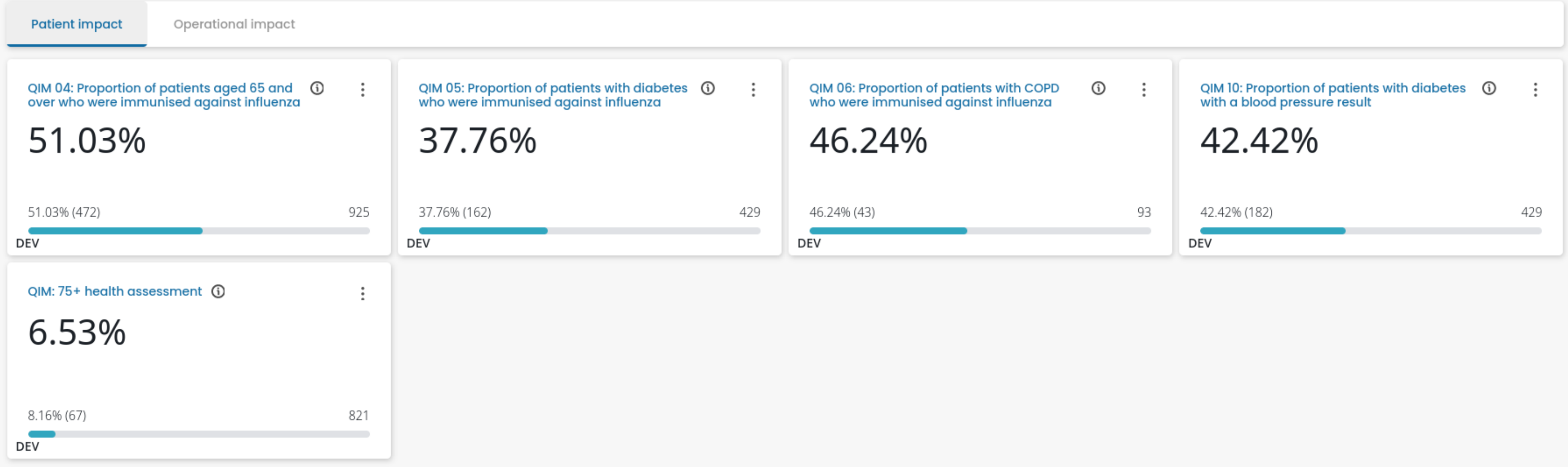
Quality Improvement

Quality Improvement

These metrics are based on specifications from the Department of Health and Aged Care, which can be found [here](#). Please view our [knowledge base article](#) for more information about how these metrics are calculated.

Our metrics are designed to assist practices with clinical quality improvement areas in order to plan, measure and set goals and are not to be used as reporting tools for payments. Other tools used for reporting may understand the [RACGP definition of "active patients"](#) differently. Cubiko defines "active patients" as patients who have attended three or more appointments over the last two years at the locations selected when you signed up for Cubiko.

Record your targets in a PDSA cycle template and record your actions, how you measured them and what you plan to do next. [A free PDSA template can be downloaded here](#).




QIM 05: Proportion of patients with diabetes who were immunised against influenza



29.65%

37.06% (177)

478



QI Goals

The goals you enter here will be shown in metrics for the cabinet Patient quality improvement cabinet.
To add a new target, please type a number from 0 to 100 into the measure number you would like to focus on.
Please wait overnight for the next data extraction to take place, and your new goal will appear in your selected quality improvement measure.

QIM 5: Proportion of patients with diabetes who were immunised against influenza

%

75+ Health Assessment

Eligibility is based on previous billings of health assessments, these include both VR and non-VR item numbers. See the MBS for more details. Always provide these lists to Practitioners to make billing decisions.

Goal: Use this overview to understand if your goal is achievable

Completion rate of 75+ health assessment

Overview

16.31%

There are **331** active patients who could be eligible for a 75+ health assessment, with a possible value of **\$49,998**.

54 patients have been billed this service in the last 12 month. Of these patients, **23** are coming in to the practice today.

The current goal is set to **80%** To achieve this goal, **211** health assessments need to be provided to patients.

Update practice goal in Settings [here](#).

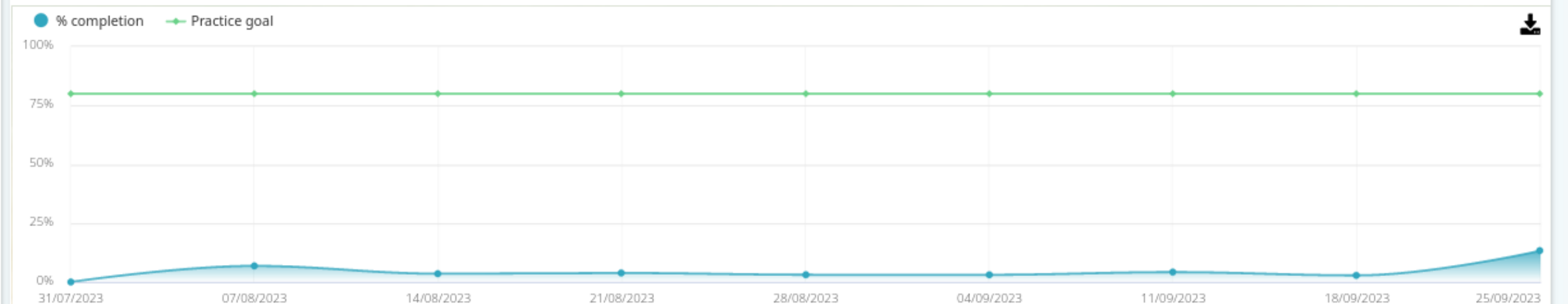


Measure: Are you on track to reach your goals?

Percentage of patients 75+ that were billed a health assessment item last quarter

4.53%

Trend of 75+ health assessment completion



Action: Use these patient lists to improve outcome patient and operational outcomes

▼ List of eligible patients

List of patients who could be eligible for 75 + health assessment ⓘ

Patients with... ▾ ⬇ ⋮

	INTERNALID	Record no.	Date	Time	Appt with	Appt type	Patient	Days since last hea...	Last 75+HA attend...	Last attended appt	# of attended...	Last Doctor	Usual Doc
1	39484		27/09/2023	08:00	firstname 5193	Long appt.	surname 9789, firstname 8383 (78yrs - city 8427)	Never had a 75+ Health		19/07/2023	5	name 7445	firstname 81
2	1880	001161	27/09/2023	08:30	firstname 1332	Immunisation	surname 2781, firstname 1436 (76yrs - city 1533)	Never had a 75+ Health		19/09/2023	23	name 1748	firstname 32
3	640	040650	27/09/2023	08:40	firstname 5193	Long appt.	surname 5898, firstname 4429 (83yrs - city 8852)	1,567	13/06/2019	11/09/2023	12	name 7445	firstname 81
4	1063	027505	27/09/2023	08:40	firstname 3699	Podiatrist	surname 7142, firstname 5177 (88yrs - city 1533)	Never had a 75+ Health		02/08/2023	9	name 4223	firstname 52
5	65	0057103	27/09/2023	09:00	firstname 3699	Podiatrist	surname 7142, firstname 6815 (91yrs - city 1533)	4,264	24/01/2012	31/08/2023	20	name 2533	firstname 26
6	1066	032525	27/09/2023	09:20	firstname 3699	Podiatrist	surname 2493, firstname 8729 (76yrs - city 3528)	Never had a 75+ Health		19/07/2023	18	name 4223	firstname 52
7	1138	195097	27/09/2023	09:40	firstname 9277	Physio	surname 2454, firstname 3875 (77yrs - city 8427)	Never had a 75+ Health		22/09/2023	40	name 3682	firstname 26
8	1935	22070	27/09/2023	10:20	firstname 5193	Long appt.	surname 3344, firstname 4429 (77yrs - city 1533)	Never had a 75+ Health		21/08/2023	9	name 7445	firstname 15
9	1445	002795	27/09/2023	10:20	firstname 5236	Long appt.	surname 8283, firstname 3928 (75yrs - city 7111)	Never had a 75+ Health		03/07/2023	16	name 4223	firstname 52
10	9963	30519	27/09/2023	10:20	firstname 5236	Long appt.	surname 5415, firstname 1511 (75yrs - city 2348)	Never had a 75+ Health		20/06/2023	7	name 4223	firstname 81
11	1214	007522	27/09/2023	10:20	firstname 9277	Physio	surname 3828, firstname 3582 (85yrs - city 1533)	372	20/09/2022	30/08/2023	58	name 1748	firstname 56
12	14168		27/09/2023	10:30	firstname 4364	N2 GPMP r/v & TCA	surname 4127, firstname 5177 (76yrs - city 1533)	Never had a 75+ Health		15/09/2023	34	name 1157	firstname 99
13	14963		27/09/2023	10:40	firstname 3699	Podiatrist	surname 1331, firstname 5224 (77yrs - city 1533)	Never had a 75+ Health		05/07/2023	5	Doctor unknown to	firstname 81
14	13898	35637	27/09/2023	10:40	firstname 9277	Physio	surname 7845, firstname 5224 (79yrs - city 8427)	426	28/07/2022	07/09/2023	83	name 9662	firstname 54
15	15779		27/09/2023	11:00	firstname 3699	Podiatrist	surname 1331, firstname 5746 (77yrs - city 1533)	Never had a 75+ Health		05/07/2023	5	Doctor unknown to	firstname 81
16	34582		27/09/2023	12:40	firstname 3699	Podiatrist	surname 1428, firstname 8569 (75yrs - city 7565)	Never had a 75+ Health		31/05/2023	4	Doctor unknown to	firstname 81
17	1695	001053	27/09/2023	13:00	firstname 5682	Long appt.	surname 3198, firstname 3368 (84yrs - city 1533)	1,834	19/09/2018	30/08/2023	17	name 8142	firstname 56
18	4525	23945	27/09/2023	13:00	firstname 9277	Physio	surname 8815, firstname 3817 (77yrs - city 3528)	Never had a 75+ Health		18/09/2023	21	name 2538	firstname 54
19	1065	000340	27/09/2023	13:00	Multiple	Multiple	surname 9516, firstname 4951 (89yrs - city 1533)	686	10/11/2021	20/09/2023	79	name 8142	firstname 32
20	621	0014359	27/09/2023	13:40	firstname 5193	Long appt.	surname 5523, firstname 1138 (78yrs - city 8427)	386	06/09/2022	30/08/2023	24	name 1157	firstname 26
21	1709	001276	27/09/2023	14:00	firstname 1336	N2 new GPMP & new	surname 7823, firstname 5177 (84yrs - city 1533)	376	16/09/2022	20/07/2023	30	name 1157	firstname 99
22	977	000530	27/09/2023	14:00	firstname 3699	Podiatrist	surname 2567, firstname 3582 (77yrs - city 3832)	582	22/02/2022	26/09/2023	37	name 2533	firstname 26
23	17	001170	27/09/2023	15:40	firstname 9962	Dr/Home visit	surname 5218, firstname 5177 (85yrs - city 1533)	3,451	16/04/2014	22/09/2023	42	name 1157	firstname 99
24	5305	20253	28/09/2023	08:00	firstname 3328	N2 new GPMP & new	surname 9418, firstname 3582 (76yrs - city 1533)	Never had a 75+ Health		06/06/2023	24	name 2538	firstname 55
25	41309		28/09/2023	08:30	firstname 2691	New patient	surname 9441, firstname 5386 (79yrs - city 1548)	Never had a 75+ Health		Never Attended an	0	Doctor unknown to	firstname 26
26	1498	000782	28/09/2023	08:50	firstname 1332	Standard appt.	surname 2575, firstname 3368 (88yrs - city 1533)	3,864	27/02/2013	22/09/2023	21	name 3682	firstname 55
27	1678	005461	28/09/2023	09:00	firstname 9962	Immunisation	surname 1247, firstname 3817 (92yrs - city 1533)	1,667	05/03/2019	04/09/2023	34	name 8142	firstname 81
28	405	040844	28/09/2023	09:40	firstname 8449	N1 Dressing Check	surname 7827, firstname 4951 (86yrs - city 5718)	4,335	14/11/2011	26/09/2023	14	name 2533	firstname 26
29	2452	000950	28/09/2023	10:00	firstname 5236	Telehealth Consult	surname 8357, firstname 4429 (85yrs - city 1147)	931	10/03/2021	06/04/2023	14	name 2538	firstname 32
30	8217	13206	28/09/2023	10:10	firstname 4364	N2 new GPMP & new	surname 7946, firstname 5746 (75yrs - city 1533)	Never had a 75+ Health		28/08/2023	11	name 2538	firstname 26
31	1853	16480	28/09/2023	10:20	firstname 2691	Long appt.	surname 3681, firstname 1138 (77yrs - city 1264)	531	14/04/2022	31/08/2023	18	name 2533	firstname 26

QIM 05: Proportion of patients with diabetes who were immunised against influenza

These metrics are based on specifications from DoH, which can be found [here](#).

There are some clinical specifications which cannot be met. Cubiko is unable to exclude patients from the below measurement if they:

- Did not receive the vaccination due to medical or system reasons, or because they refused it.
- Had measurements outside of your practice that were not recorded in their patient record and have not visited your practice in the last 12 months.

Patients who have had gestational diabetes but also have Type 2 diabetes will be included.

Remember to record your targets in a PDSA cycle template and record your actions, how you measured them and what you plan to do next. A free PDSA template can be downloaded [here](#).

Goal: Use this overview to understand if your goal is achievable

Proportion of patients with diabetes who were immunised against influenza ⓘ



Overview

29.65%

The practice has **597** regular patients who are diagnosed with diabetes. **177** have had a flu vaccination in the past 15 months. **10** are coming to the practice today and need a flu vaccine.

The practice goal is **80%**. To achieve this, the practice needs to perform **301** influenza vaccinations on diabetic patients.

Update practice goal in Settings [here](#).

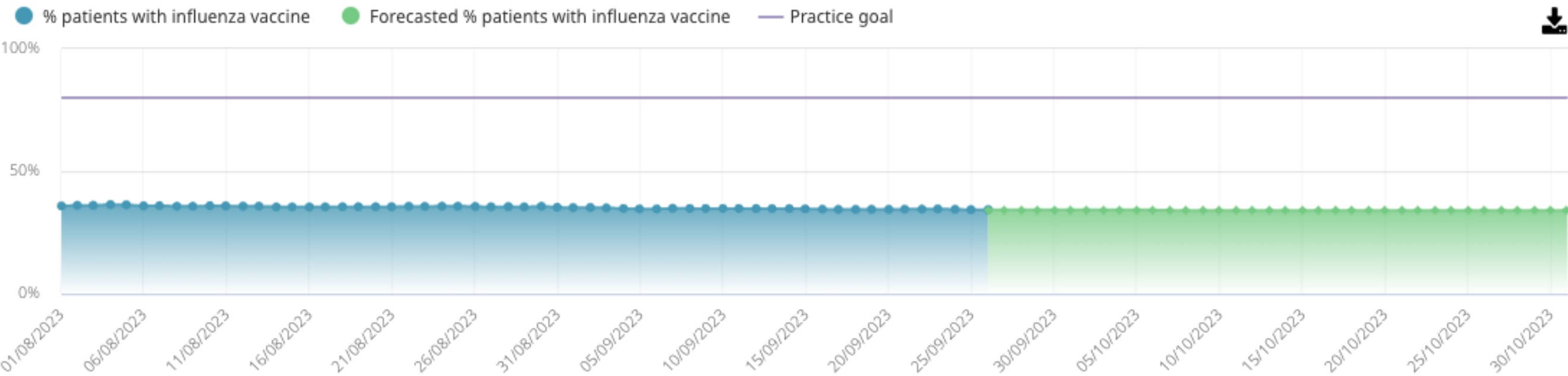


Measure: Are you on track to reach your goals?

Percentage of diabetic patients immunised against influenza, last quarter

35.75%

Trend of influenza vaccination for diabetic patients



Action: Click below to view your patient list and begin actioning your goal


Patients with diabetes needing fluvax

Patients with diabetes needing fluvax

Include all patients

Patients with...

	INTERNALID	Record no.	Patient	Last fluvax	Next appt d...	Time	Appt with	Appt type	Last seen doctor	Usual doctor
1	1185	21898	surname 1543, firstname 2527 (71yrs -		26/09/2023	08:10	firstname 5715	N2 GPMP r/v & TCA r/v	name 3924	firstname 1316
2	987	002847	surname 8729, firstname 3887 (49yrs -	07/05/2019	26/09/2023	09:00	firstname 5715	N2 GPMP r/v & TCA r/v	name 3924	firstname 9179





My Cubiko Refresh

My Cubiko

Review this page daily to easily gain actionable insights into your service opportunities, urgent recalls and unactioned items.

Learn how to get the best out of My Cubiko here: [Cubiko for Doctors](#)

- Daily Review
- Weekly Review
- Monthly Review
- My Diary
- My Patients
- My Billings

Key Insights

Today you have 133 patient appointments and 142 service opportunities.

My Cubiko Window

A list of all your potential patient service opportunities today. Click the button below to open a handy resizable window to use alongside your practice management software.

Open new window

Urgent recalls

! 7

Non Urgent: 96

Unactioned inbox items

New

0

0 older than 7 days

My service opportunities

CDM items

84

MMRs

5

MHTP

22

Health assessments

115

My service opportunities

Open in new window

	INTERNALID	Record no.	Appt date	Appt time	Appt with	Appt type	Patient	May be eligible to ...	Last doctor	Usual doctor	
1	1986	27019	27/09/2023	08:00	firstname 4539	Physio	surname 4169,	Item 699	name 4639	firstname 8893	
2	2581	35164	27/09/2023	08:00	firstname 6357	Long appt.	surname 5541,	Item 699	name 7386	firstname 7633	
3	393	194281	27/09/2023	08:00	firstname 1315	N2 new GPMP & new	surname 9299,	Item 10997, CVC	name 7423		
4	3671		27/09/2023	08:20	firstname 5715	N2 GPMP r/v & TCA r/v	surname 5338,	Item 721, Item 723,	name 8335		
5	2529	32784	27/09/2023	08:20	firstname 7551	Long appt.	surname 9511,	Potential new CDM care	name 8677		
6	636	002527	27/09/2023	08:20	firstname 6357	Recall	surname 4194,	Item 723, Item 732,	name 4581	firstname 5738	

Need Help?

My Cubiko

Review this page daily to easily gain actionable insights into your service opportunities, urgent recalls and unactioned items.

Learn how to get the best out of My Cubiko here: [Cubiko for Doctors](#)

Daily Review

Weekly Review

Monthly Review

My Diary

My Patients

My Billings

Key Insights

Today you have 133 patient appointments and 142 service opportunities.

My Cubiko Window

A list of all your potential patient service opportunities today. Click the button below to open a handy resizable window to use alongside your practice management software.

Open new window

Urgent recalls

7

Non Urgent: 96

Unactioned inbox items

New

0

0 older than 7 days

My service opportunities

CDM items

84

MMRs

5

MHTP

22

Health assessments

115

My service opportunities

Open in new window

	INTERNALID	Record no.	Appt date	Appt time	Appt with	Appt type	Patient	May be eligible to ...	Last doctor	Usual doctor	
1	1986	27019	27/09/2023	08:00	firstname 4539	Physio	surname 4169,	Item 699	name 4639	firstname 8893	
2	2581	35164	27/09/2023	08:00	firstname 6357	Long appt.	surname 5541,	Item 699	name 7386	firstname 7633	
3	393	194281	27/09/2023	08:00	firstname 1315	N2 new GPMP & new	surname 9299,	Item 10997, CVC	name 7423		
4	3671		27/09/2023	08:20	firstname 5715	N2 GPMP r/v & TCA r/v	surname 5338,	Item 721, Item 723,	name 8335		
5	2529	32784	27/09/2023	08:20	firstname 7551	Long appt.	surname 9511,	Potential new CDM care	name 8677		
6	636	002527	27/09/2023	08:20	firstname 6357	Recall	surname 4194,	Item 723, Item 732,	name 4581	firstname 5738	

Need Help?

My Cubiko

Review this page daily to easily gain actionable insights into your service opportunities, urgent recalls and unactioned items.

Learn how to get the best out of My Cubiko here: [Cubiko for Doctors](#)

- Daily Review
- Weekly Review
- Monthly Review
- My Diary
- My Patients
- My Billings

Key Insights

Today you have 133 patient appointments and 142 service opportunities.

My Cubiko Window

A list of all your potential patient service opportunities today. Click the button below to open a handy resizable window to use alongside your practice management software.

Open new window

Urgent recalls

!7

Non Urgent: 96

Unactioned inbox items

New

0

0 older than 7 days

My service opportunities

CDM items

84

MMRs

5

MHTP

22

Health assessments

115

My service opportunities

Open in new window

	INTERNALID	Record no.	Appt date	Appt time	Appt with	Appt type	Patient	May be eligible to ...	Last doctor	Usual doctor	
1	1986	27019	27/09/2023	08:00	firstname 4539	Physio	surname 4169,	Item 699	name 4639	firstname 8893	
2	2581	35164	27/09/2023	08:00	firstname 6357	Long appt.	surname 5541,	Item 699	name 7386	firstname 7633	
3	393	194281	27/09/2023	08:00	firstname 1315	N2 new GPMP & new	surname 9299,	Item 10997, CVC	name 7423		
4	3671		27/09/2023	08:20	firstname 5715	N2 GPMP r/v & TCA r/v	surname 5338,	Item 721, Item 723,	name 8335		
5	2529	32784	27/09/2023	08:20	firstname 7551	Long appt.	surname 9511,	Potential new CDM care	name 8677		
6	636	002527	27/09/2023	08:20	firstname 6357	Recall	surname 4194,	Item 723, Item 732,	name 4581	firstname 5738	

Need Help?

My Cubiko

Review this page daily to easily gain actionable insights into your service opportunities, urgent recalls and unactioned items.

Learn how to get the best out of My Cubiko here: [Cubiko for Doctors](#)

- Daily Review
- Weekly Review
- Monthly Review
- My Diary
- My Patients
- My Billings

Key Insights

Today you have 133 patient appointments and 142 service opportunities.

My Cubiko Window

A list of all your potential patient service opportunities today. Click the button below to open a handy resizable window to use alongside your practice management software.

Open new window

Urgent recalls

! 7

Non Urgent: 96

Unactioned inbox items

New

0

0 older than 7 days

My service opportunities

CDM items

84

MMRs

5

MHTP

22

Health assessments

115

My service opportunities

Open in new window

	INTERNALID	Record no.	Appt date	Appt time	Appt with	Appt type	Patient	May be eligible to ...	Last doctor	Usual doctor	
1	1986	27019	27/09/2023	08:00	firstname 4539	Physio	surname 4169,	Item 699	name 4639	firstname 8893	
2	2581	35164	27/09/2023	08:00	firstname 6357	Long appt.	surname 5541,	Item 699	name 7386	firstname 7633	
3	393	194281	27/09/2023	08:00	firstname 1315	N2 new GPMP & new	surname 9299,	Item 10997, CVC	name 7423		
4	3671		27/09/2023	08:20	firstname 5715	N2 GPMP r/v & TCA r/v	surname 5338,	Item 721, Item 723,	name 8335		
5	2529	32784	27/09/2023	08:20	firstname 7551	Long appt.	surname 9511,	Potential new CDM care	name 8677		
6	636	002527	27/09/2023	08:20	firstname 6357	Recall	surname 4194,	Item 723, Item 732,	name 4581	firstname 5738	

Need Help?

Daily Review

Weekly Review

Monthly Review

My Diary

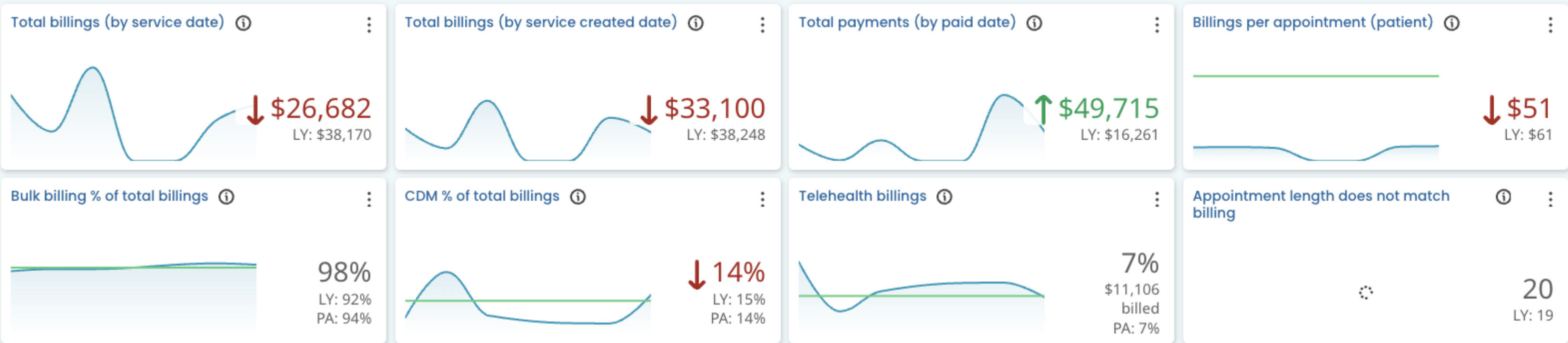
My Patients

My Billings

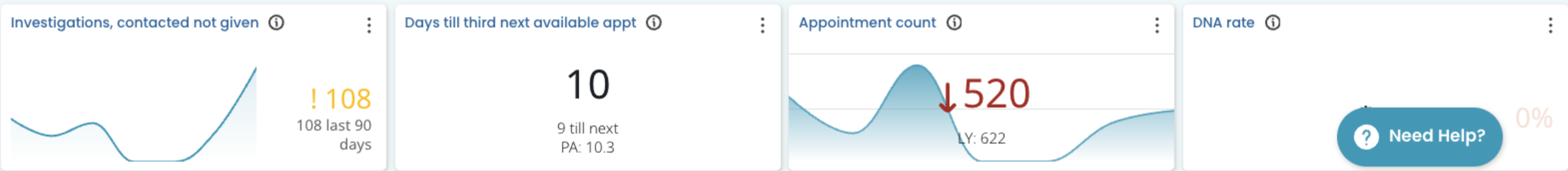
Key Insights

Over the past 7 days you billed **\$26,682.30** and completed **520** patient appointments where the patient's average wait time was **5.18** mins.

My billings and optimisation



My diary and patients



Key Insights

Over the past month you had appointments with 60 new patients, and your utilisation rate was 50.88%.

Billing and optimisation

Prescribed pattern of services ⓘ

80/20 rule

0 days

of 80+ services

30/20 rule

0 days


of 30+ services

Billings on hold ⓘ

38

17 days old on average

Unbilled appointments ⓘ



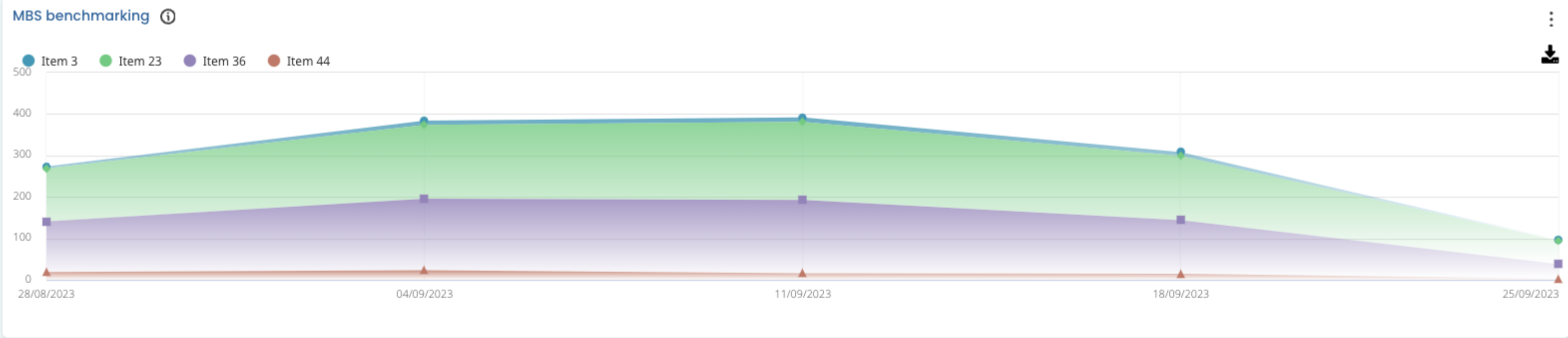
50

LY: 75

Debtors (as of last data load) ⓘ

! 472

523 invoices



Billings per hour vs Appts per hour ⓘ

Practice appointments per consulting

Top 10 MBS items ⓘ

Item Count

36

Your top 10

PA top 10

Need Help?

My Diary

My Patients

My Billings

Key Insights




Your billings per hour were **\$159.93** while your appointments per hour were **2.52**.


Your top billed item was **Item 23** and you billed **707** services.

Key Insights



You have **0** unactioned items for your patients, and **0** urgent recalls not yet marked as contacted.


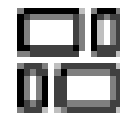




My Dashboards

The background is a light blue surface covered with various colorful paper decorations. There are numerous small, flat circular confetti pieces in shades of red, blue, yellow, green, pink, and orange. Interspersed among these are larger, three-dimensional paper objects: a large blue textured sphere in the bottom left, a large pink textured sphere in the top right, a large yellow textured sphere in the top right, a large green textured sphere in the bottom right, and several smaller cones and star-like shapes in various colors. The overall composition is festive and celebratory.

Now!



Home



Favourites



My Dashboards



Print Preview



Settings



Log Out

My Dashboards



Search

My Dashboards

Demo Company

DEV

My Dashboards

+ Create new dashboard

This page allows you to create your very own customisable dashboards. Here, you have the freedom to design multiple dashboards with custom titles and effortlessly group the metrics you need!

Once you've created a dashboard, you can use the actions button to edit, duplicate and even share your dashboards with other Cubiko users.




Favourites

Created: 17/08/2023 07:12 AM



My Dashboards

ards ▼




Demo Company ▼


DEV





+ Create new dashboard

My Dashboards



 Search

 My Dashboards


 Demo Company

DEV

My Dashboards

This page allows you to create your very own customisable dashboards. Here, you have the freedom to design multiple dashboards with custom titles and effortlessly group the metrics you need!

Once you've created a dashboard, you can use the actions button to edit, duplicate and even share your dashboards with other Cubiko users.

 Favourites

Created: 17/08/2023 07:12 AM

Create new dashboard

Please be aware that the name and description of this dashboard may be shared with Cubiko users outside your practice. Avoid adding sensitive or confidential information to the dashboard title and optional description.

Dashboard name





My End of Month Dashboard

Description (optional)

We look at this dashboard at the end of the month to see how we have gone!

Cancel

Create dashboard



My Dashboards



Search

My End of Month Dashboa... ▾

Demo Company ▾

DEV ▾

[Back](#) [My Dashboards / My End of Month Dashboard](#)

My End of Month Dashboard

Actions ▾

» We look at this dashboard at the end of the month to see how we have gone!

This dashboard is currently empty.

You can add metrics to this page by clicking 'Add to dashboard' in the metric menu.

DNA rate

☆ Add to favourites

⊕ Add to dashboard

4.99%



My Dashboards

My Dashboards

[+ Create new dashboard](#)


This page allows you to create your very own customisable dashboards. Here, you have the freedom to design multiple dashboards with custom titles and effortlessly group the metrics you need!

Once you've created a dashboard, you can use the actions button to edit, duplicate and even share your dashboards with other Cubiko users.

Favourites


My Doctor Dashboard

A dashboard of the My Cubiko metrics for the Doctors

Actions 


My End of Month Dashboard

We look at this dashboard at the end of the month to see how we have gone!

Actions 


My Nurses Dashboard

A dashboard for our Nurses

Actions 


Owners Dashboard

Things the owners need to know at one glance

Actions 

Reception Team Dashboard

Important metrics for the reception team to monitor

Actions 




Looks great!

I played around and made a couple of dashboards. I am really excited to have my 'End of Month Reporting' dashboard now so I can just look at that rather than jumping around to different cabinets!!!

I also like how you can move things around within the dashboard.

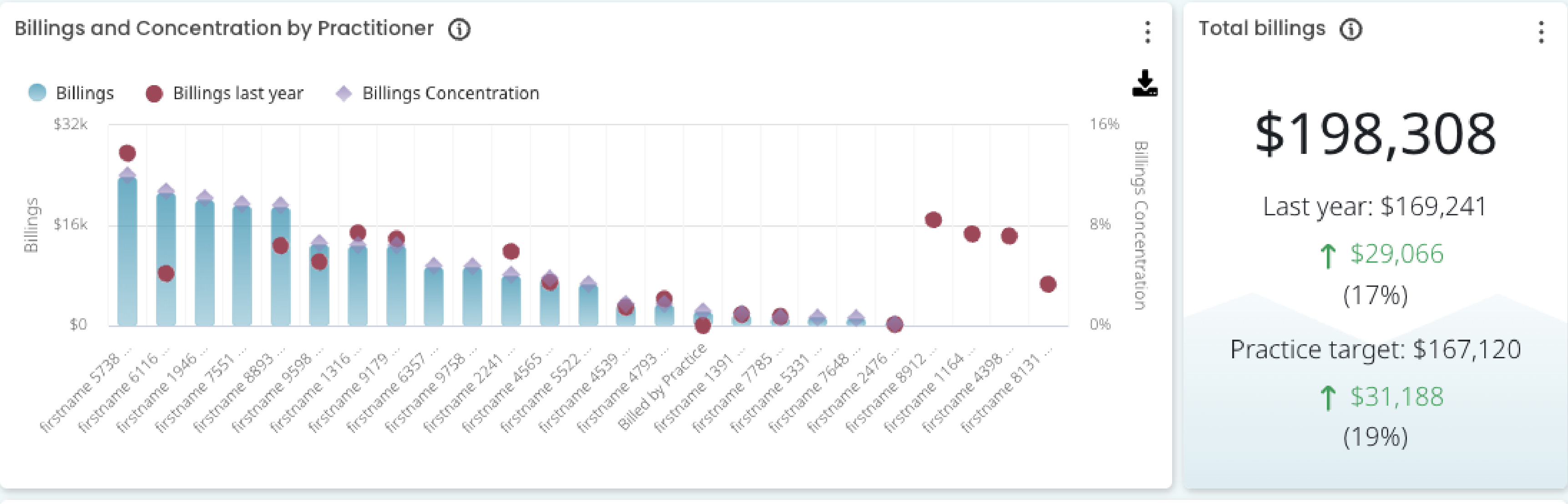
Amber

Shared with permission



Total billings (by service date)

*Billings are included in this cabinet based on the date the service was rendered, rather than the date the service was created



Total billings ⓘ



★ Add to favourites

⊕ Add to dashboard

\$198,307

Last year: \$169,241

↑ \$29,066

(17%)

Practice target: \$167,120

↑ \$31,188

(19%)

Total billings ⓘ



★ Add to favourites

Add metric to dashboards

Select dashboard

+ Create new dashboard

Cancel

Save changes

Add metric to dashboards

Select dashboard

+ Create new dashboard

Cancel

Save changes

Add metric to dashboards

Select dashboard

Favourites

My End of Month Dashboard

My Nurses Dashboard

Owners Dashboard

+ Create new dashboard

Cancel

Save changes

Add metric to dashboards

Select dashboard

Favourites

My End of Month Dashboard

My Nurses Dashboard

Owners Dashboard

+ Create new dashboard

Cancel

Save changes

Add metric to dashboards

Select dashboard

Owners Dashboard x

My End of Month Dashboard x

x

+ Create new dashboard

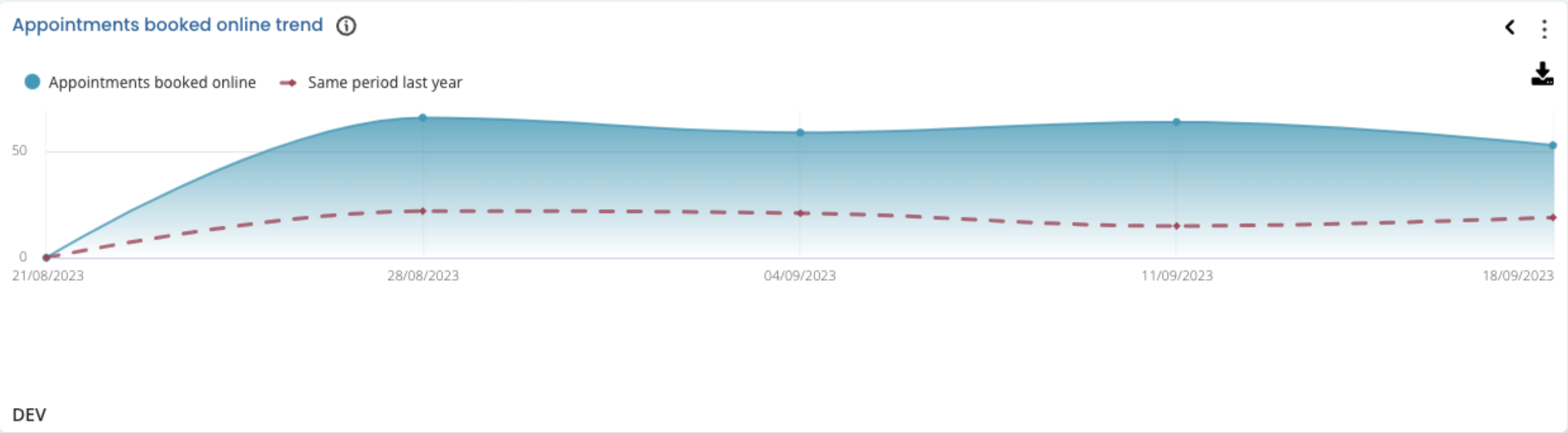
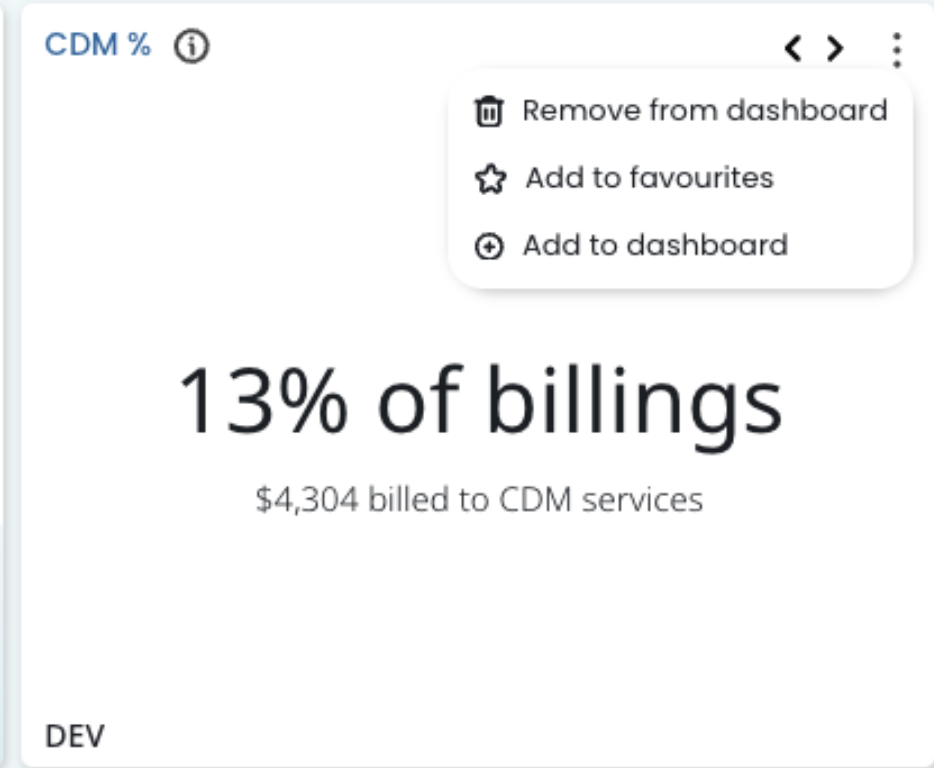
Cancel

Save changes

My End of Month Dashboard

Actions ▾

We look at this dashboard at the end of the month to see how we have gone!



My End of Month Dashboard

Actions 

We look at this dashboard at the end of the month to see how we have gone!

Total billings 

> ⋮

\$198,308

Last year: \$169,241

↑ \$29,066

(17%)

Practice target: \$167,120

↑ \$31,188

(19%)

DEV

Appointments booked online trend 

< > ⋮

● Appointments booked online

→ Same period last year



Date	Appointments booked online	Same period last year
21/08/2023	0	0
28/08/2023	55	20
04/09/2023	55	20
11/09/2023	55	20
18/09/2023	50	20

DEV

CDM % 

< ⋮


13% of billings

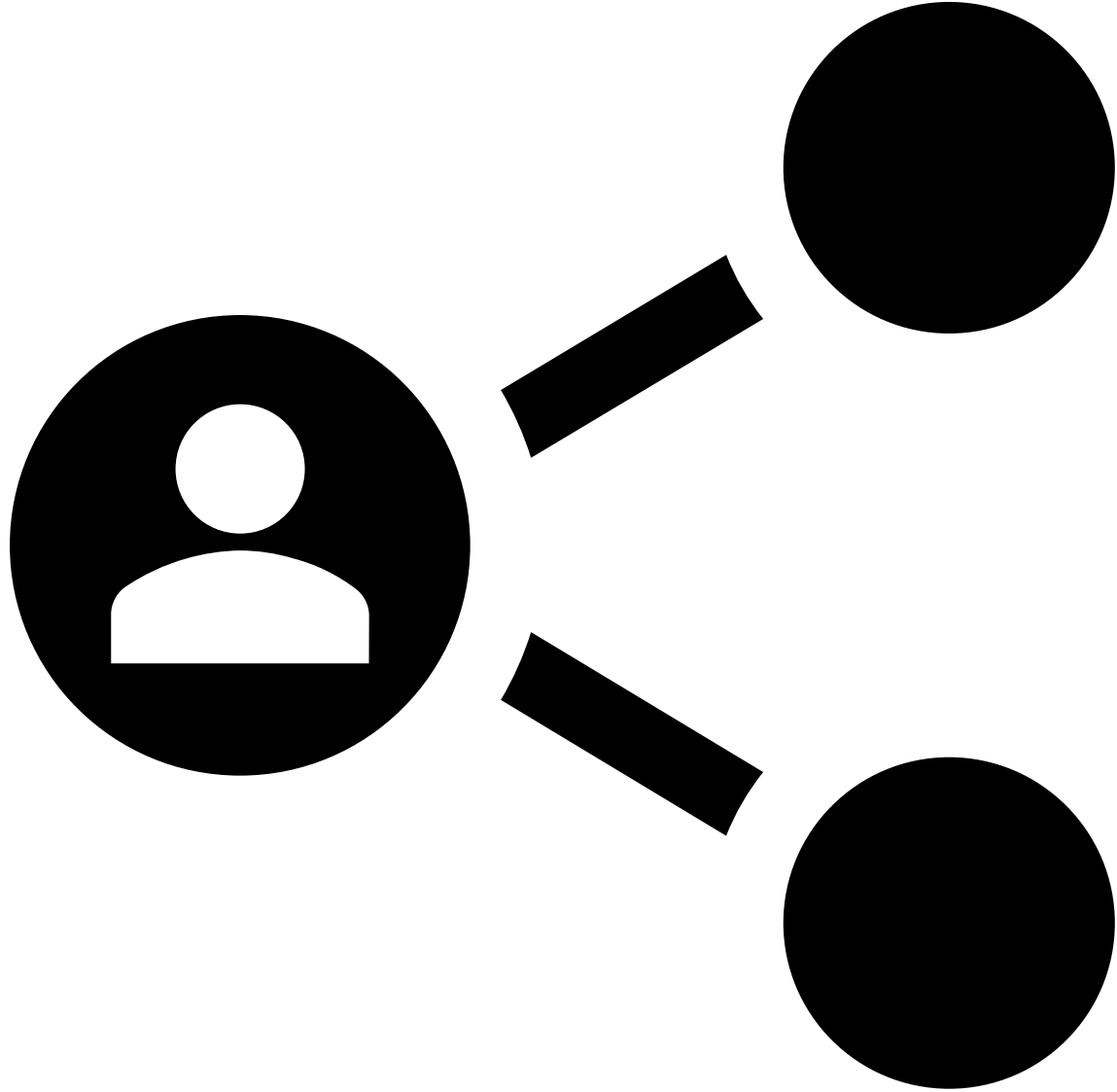
\$4,304 billed to CDM services

DEV



Share the love







Owners Dashboard


Created: 26/09/2023 09:40 AM


Things the owners need to know at one glance

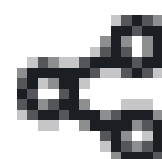
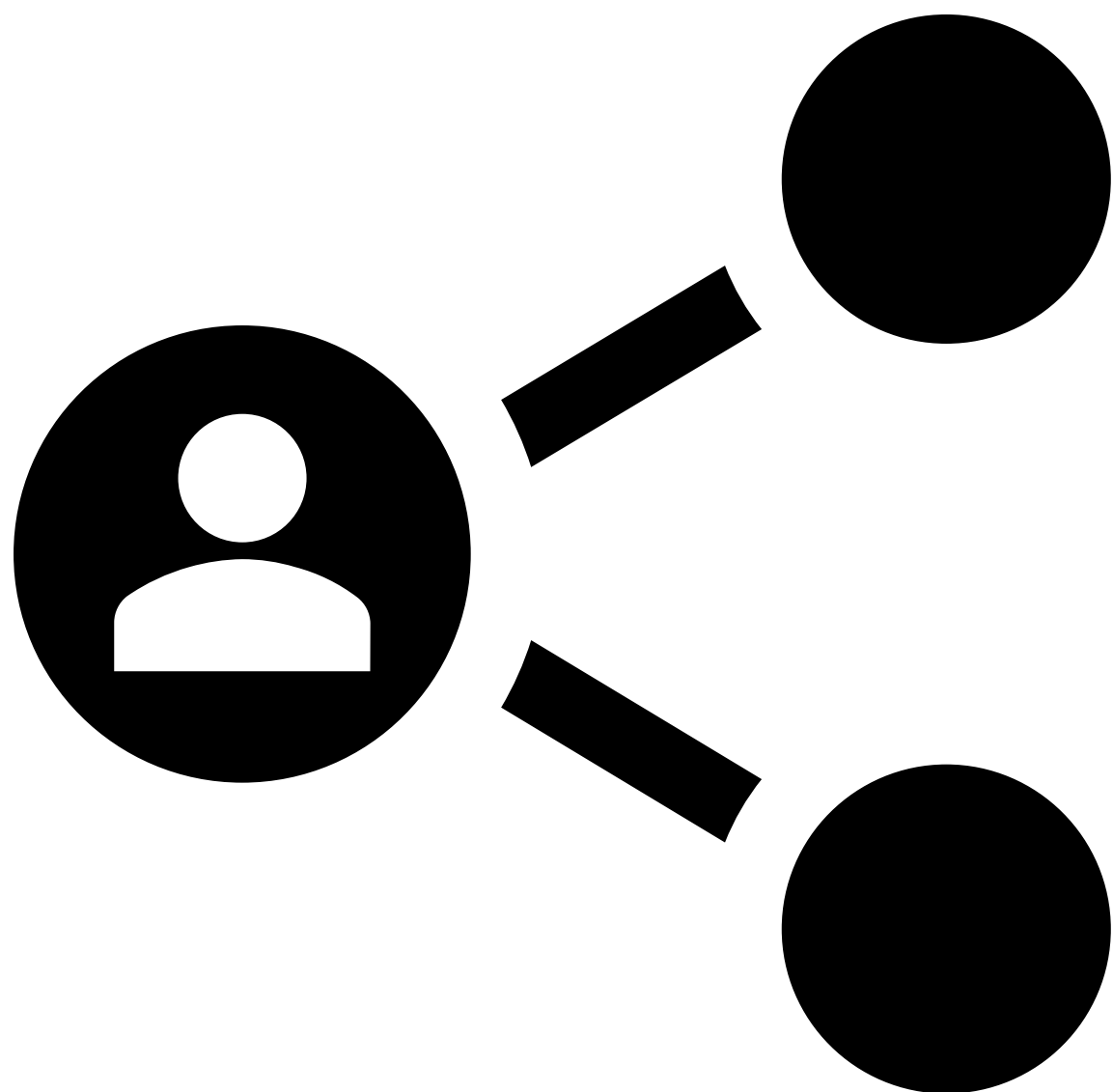
Actions ▾

 Edit dashboard


 Duplicate dashboard

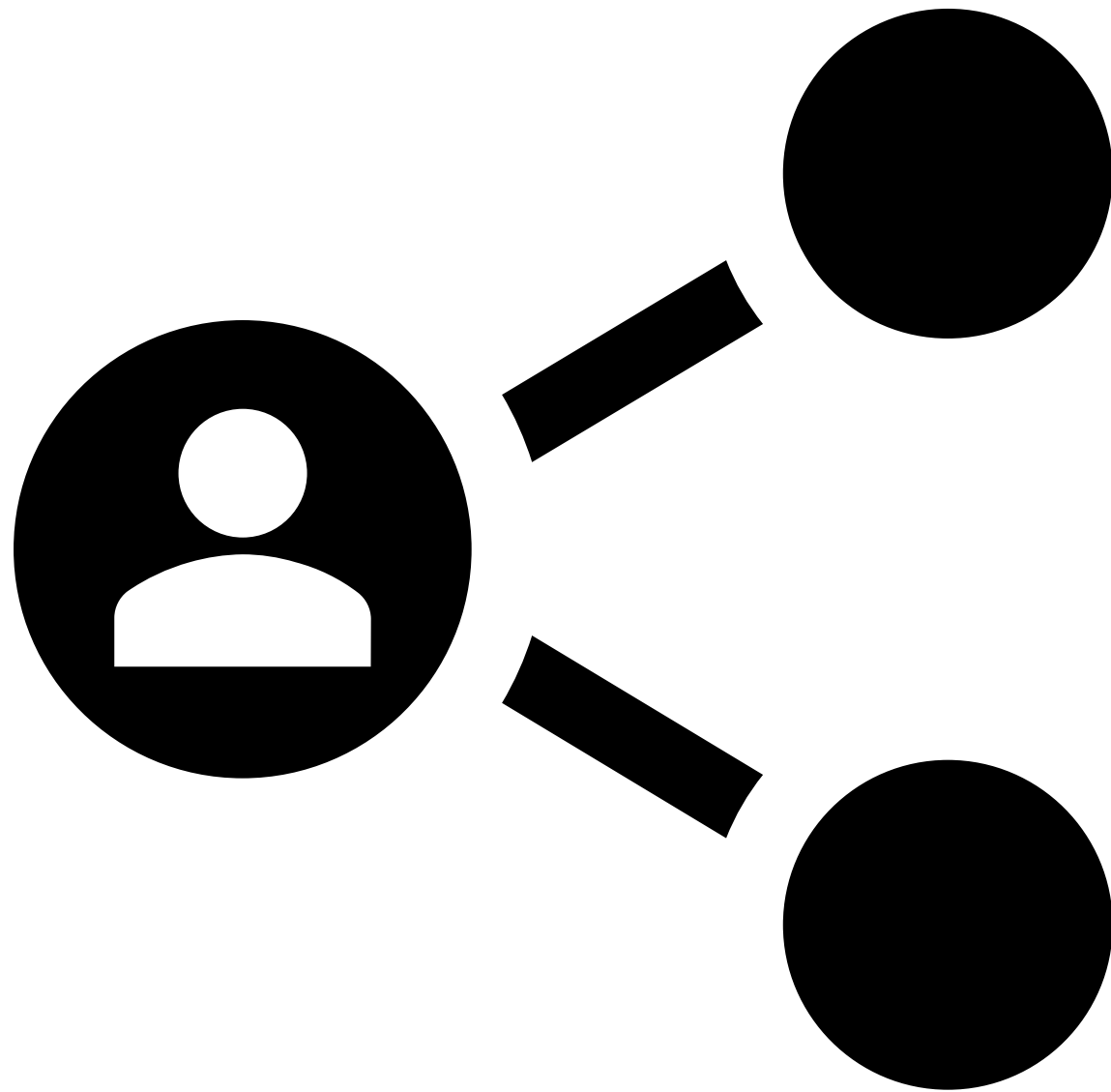
 Share dashboard

 Delete dashboard



Share dashboard





Share Owners Dashboard

Sharing a Cubiko dashboard does not transfer any practice data, only the configuration of metrics is shared. If the Cubiko user receiving the link to this dashboard does not have Cubiko permissions set corresponding to metrics in this dashboard, the data will not be visible to that user.

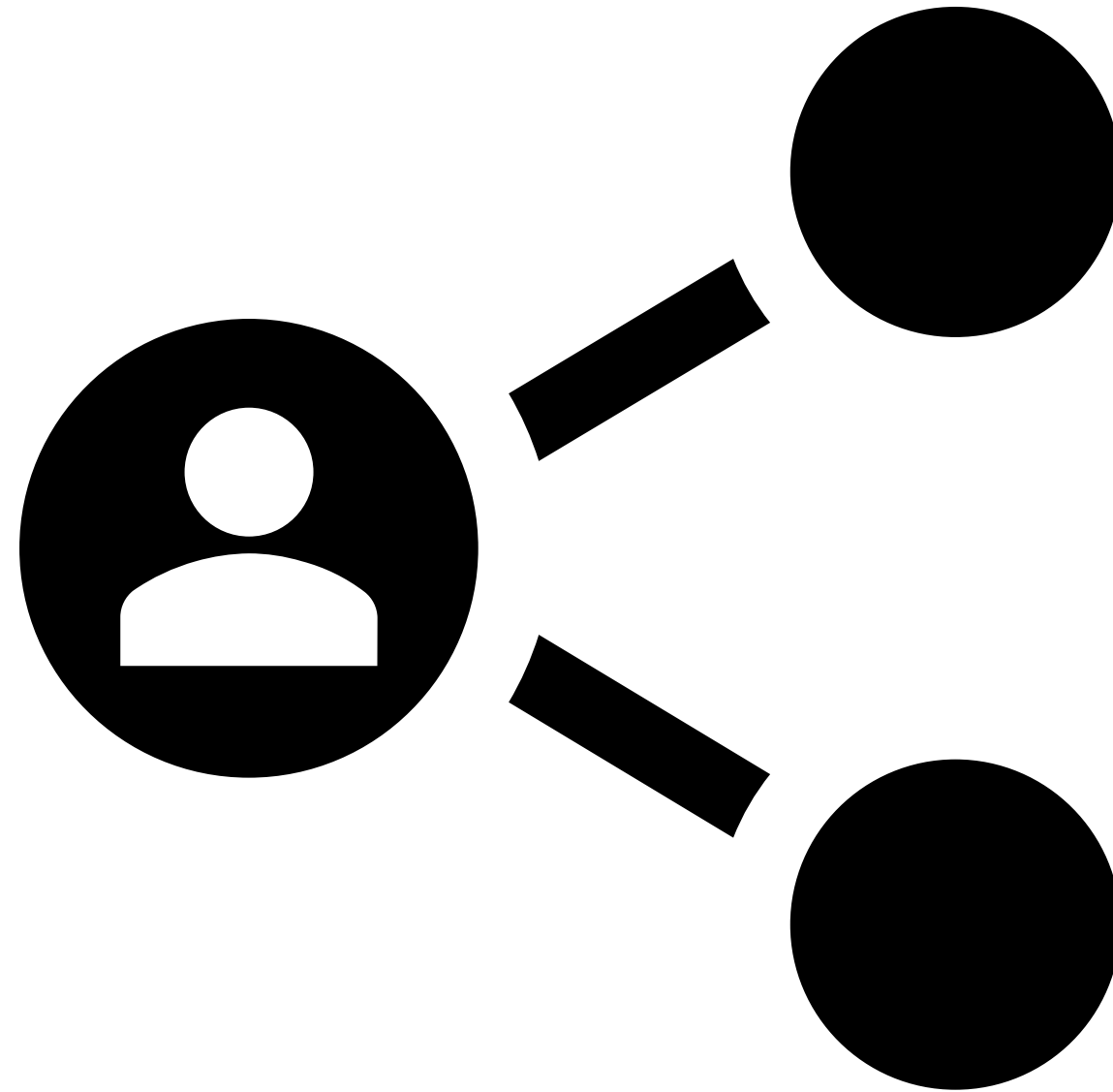
<https://app.cubiko.com.au/app/dashbo>

 Copy

Cancel

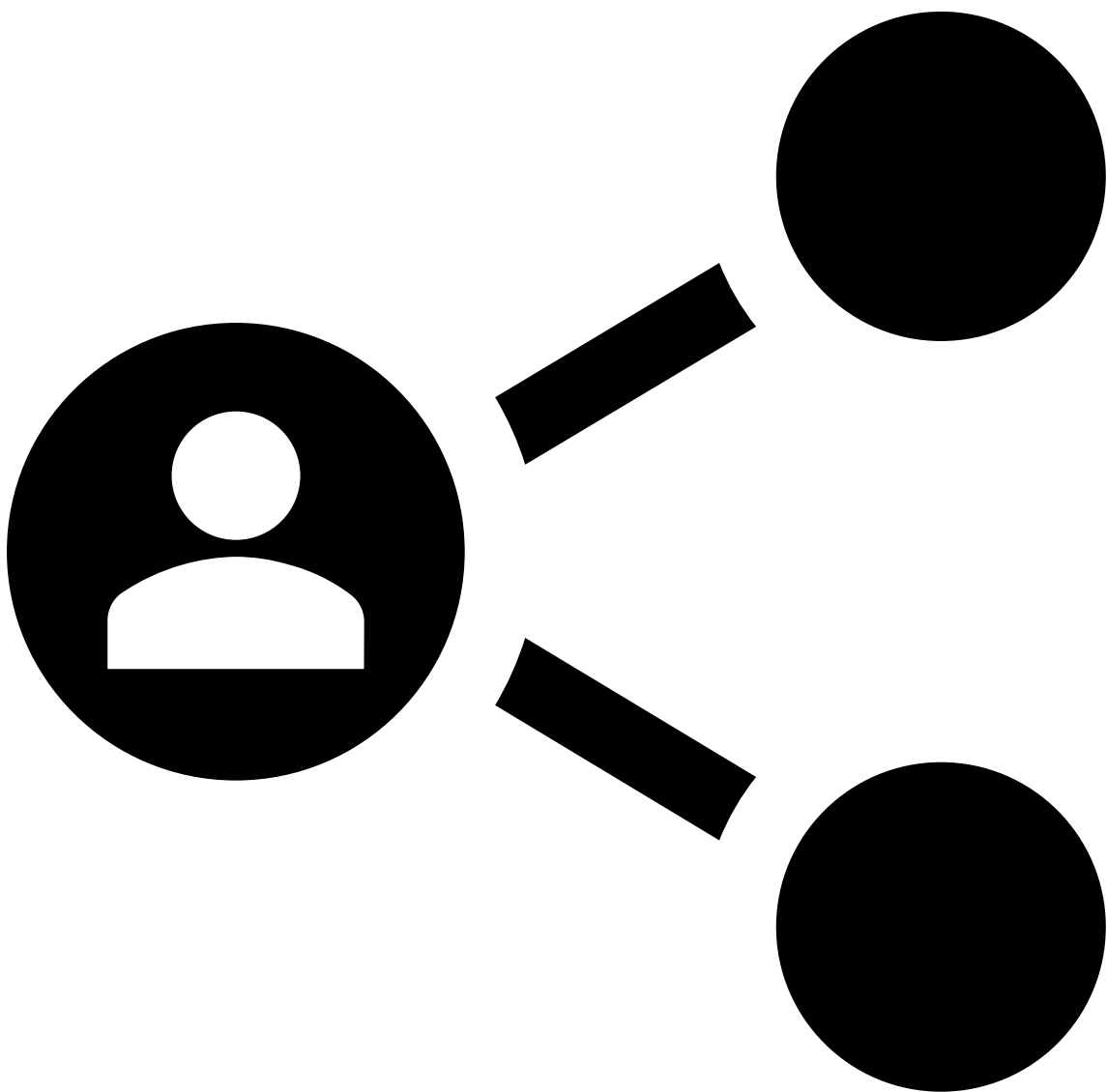
<https://app.cubiko.com.au/app/dashbo>

 Copy



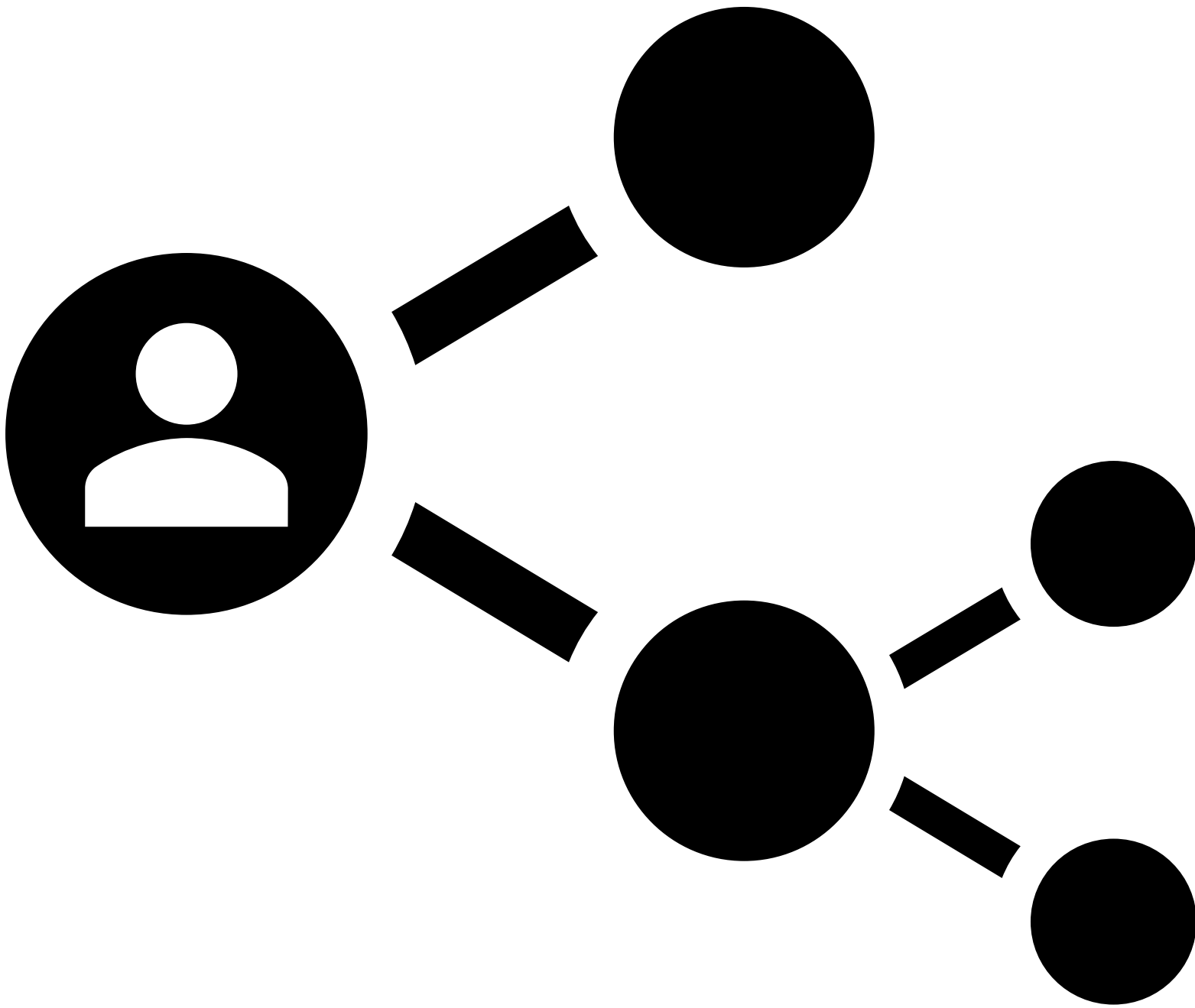
<https://app.cubiko.com.au/app/dashbo>

 Copy



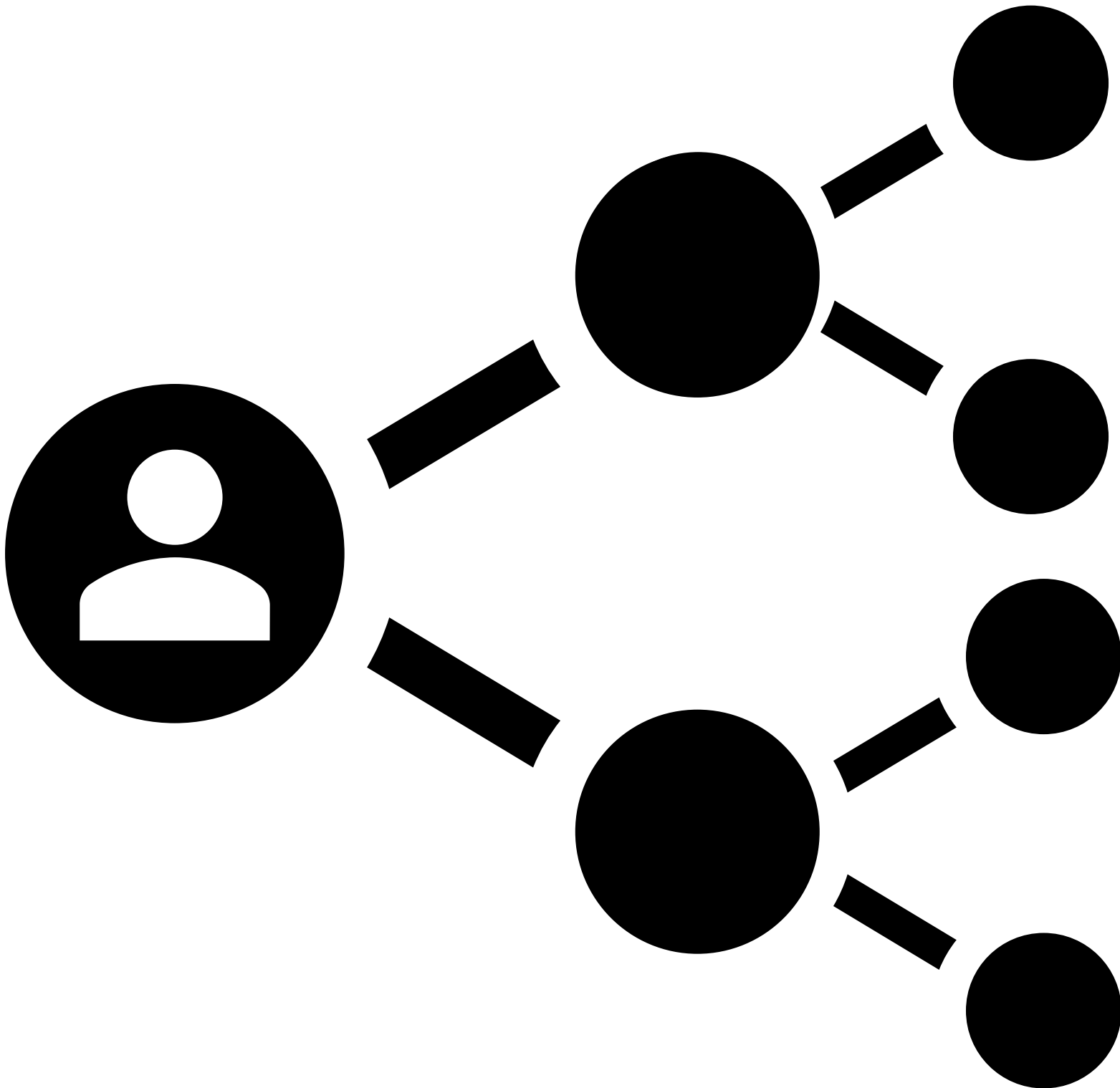
<https://app.cubiko.com.au/app/dashbo>









 Copy



<https://app.cubiko.com.au/app/dashbo>




 Copy





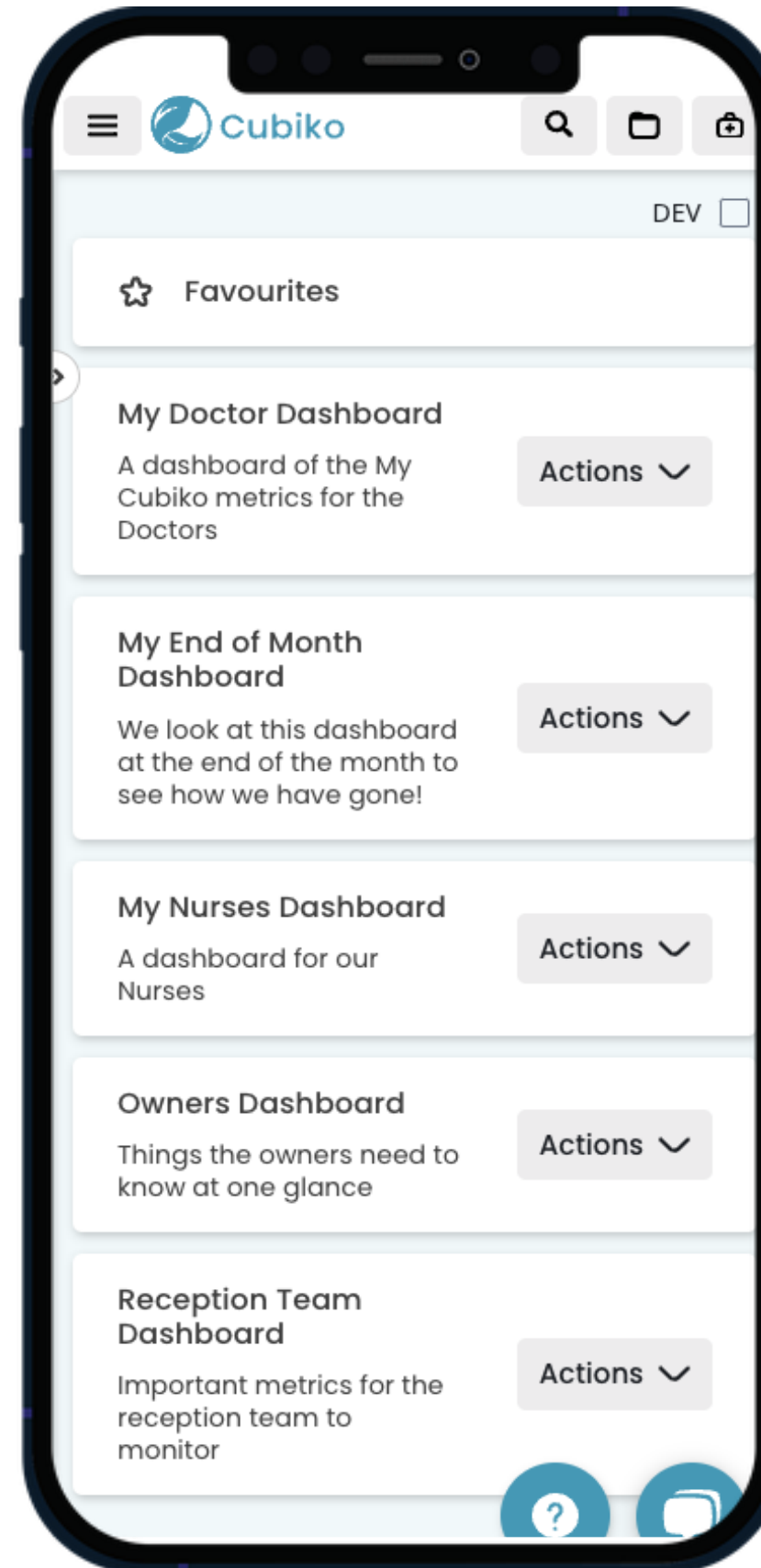

<https://app.cubiko.com.au/app/dashbo>

 Copy



<https://app.cubiko.com.au/app/dashbo>

 Copy






In the
year
ahead



(a sneak
peek)





MyMedicare



Billings Calculator Enhancements

Reset

1 Aug 2023 → 31 Aug 2023

Biller...

Service fee %

Q Filter...

name 1794

name 1824

name 1848

name 1936

name 2134

name 2191

name 2397

name 2524

Print All Data

Print

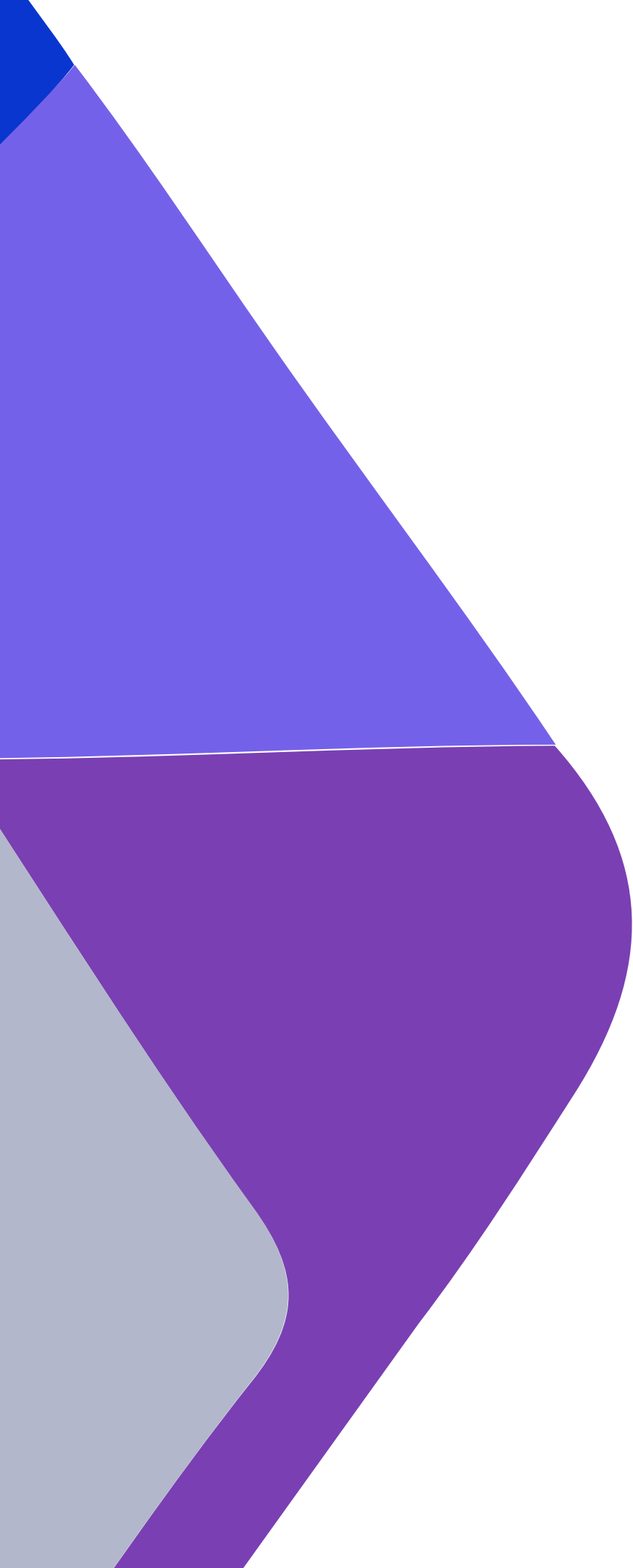
End Preview

Billings Calculator Enhancements

Billings reports									
Billings by MBS header ⓘ									
	MBS Category	Group	# services	Total Amo...	Excl. GST	GST Amount	Service fee %	Service fee	Net Amour
1	Totals:		357	\$12,764.95	\$12,764.95	\$0.00		\$3,829.49	
3	1 - PROFESSIONAL ATTENDANCES	A14 - HEALTH ASSESSMENTS	2	\$216.05	\$216.05	\$0.00	30	\$64.82	\$151.24
4	1 - PROFESSIONAL ATTENDANCES	A15 - GP MANAGEMENT PLANS, TEAM CARE ARRANGEMENTS, MULTIDISCIPLINARY CARE PLANS	34	\$3,685.80	\$3,685.80	\$0.00	30	\$1,105.74	\$2,580.06
5	1 - PROFESSIONAL ATTENDANCES	A20 - GP MENTAL HEALTH TREATMENT	5	\$413.90	\$413.90	\$0.00	30	\$124.17	\$289.73
6	1 - PROFESSIONAL ATTENDANCES	A22 - GENERAL PRACTITIONER AFTER-HOURS ATTENDANCES TO WHICH NO OTHER ITEM APPLIES	2	\$145.65	\$145.65	\$0.00	30	\$43.70	\$101.96
7	1 - PROFESSIONAL ATTENDANCES	A40 - TELEHEALTH AND PHONE ATTENDANCE SERVICES	26	\$638.20	\$638.20	\$0.00	30	\$191.46	\$446.74
8	1 - PROFESSIONAL ATTENDANCES	A44 - GENERAL PRACTICE ATTENDANCE FOR ASSESSING PATIENT SUITABILITY FOR A COVID-19 VACCINE	1	\$36.35	\$36.35	\$0.00	30	\$10.91	\$25.45
9	2 - DIAGNOSTIC PROCEDURES AND INVESTIGATIONS	D1 - MISCELLANEOUS DIAGNOSTIC PROCEDURES AND INVESTIGATIONS	3	\$51.45	\$51.45	\$0.00	30	\$15.44	\$36.02



Cubiko Wisdom



Cubiko wisdom

» From our years of experience working with practices across the country we have a few recommendations to help you get started with delivering data driven decision for your practice!

Red

Wisdom DNA rate ⓘ



6%

Red

Spending time on your DNA rate could have real benefits for your practice as nationwide, we see it at about 4.51%. Based on your average billings per appointment of \$62, getting your DNA rate in line with what we see across the country of 2.50%, a 2.01% drop in your DNA rate would result in an increase of practice gross billings of \$9722 in a year. Cubiko has some great metrics to help here.

DEV

Orange

Wisdom DNA rate ⓘ



4%

Orange

Interesting – it might be time to review your DNA rate of 4.51% as nationwide, we see it at about 2.50%. Based on your average billings per appointment of \$62, a 1% drop in DNA rate would result in a potential increase of practice gross billings of \$4828 in a year. Cubiko has some great metrics to help <here> and <here> or have a look at this knowledge base article <link> or this webinar <link>.

DEV

Need Help?

Green

Wisdom DNA rate ⓘ



2%

Green

Congratulations – your practice DNA rate of 4.51% is lower than we see nationwide (2.50%).

DEV



< Back Home / Cubiko wisdom

Cubiko wisdom

» From our years of experience working with practices across the country we have a few recommendations to help you get started with delivering data driven decision for your practice!

Red

Wisdom DNA rate ⓘ

5%

Red

Spending time on your DNA rate could have real benefits for your practice as nationwide, we see it at about **4.51%**. Based on your average billings per appointment of **\$62**, getting your DNA rate in line with what we see across the country of **2.50%**, a **2.01%** drop in your DNA rate would result in an increase of practice gross billings of **\$9722** in a year. Cubiko has some great metrics to help [here](#).

Cubiko has some great metrics to help [here](#).

Wisdom Item 23 gap rate ⓘ

31

Red

We've noticed that your clinic is likely a mixed billing clinic, focusing on the gap of an item 23 may be beneficial to your clinic. Focus here will increase your practice profit by \$5000

? Need Help?

> Orange


> Green



**and
more!**

**(we need to keep
some surprises!)**





See you in person!



See you in person!



Learning Lounge



Learning Lounge




Best Practice
An evolution in medical software



Cubiko



<https://www.cubiko.com.au/learning-lounge/>





Thanks!